



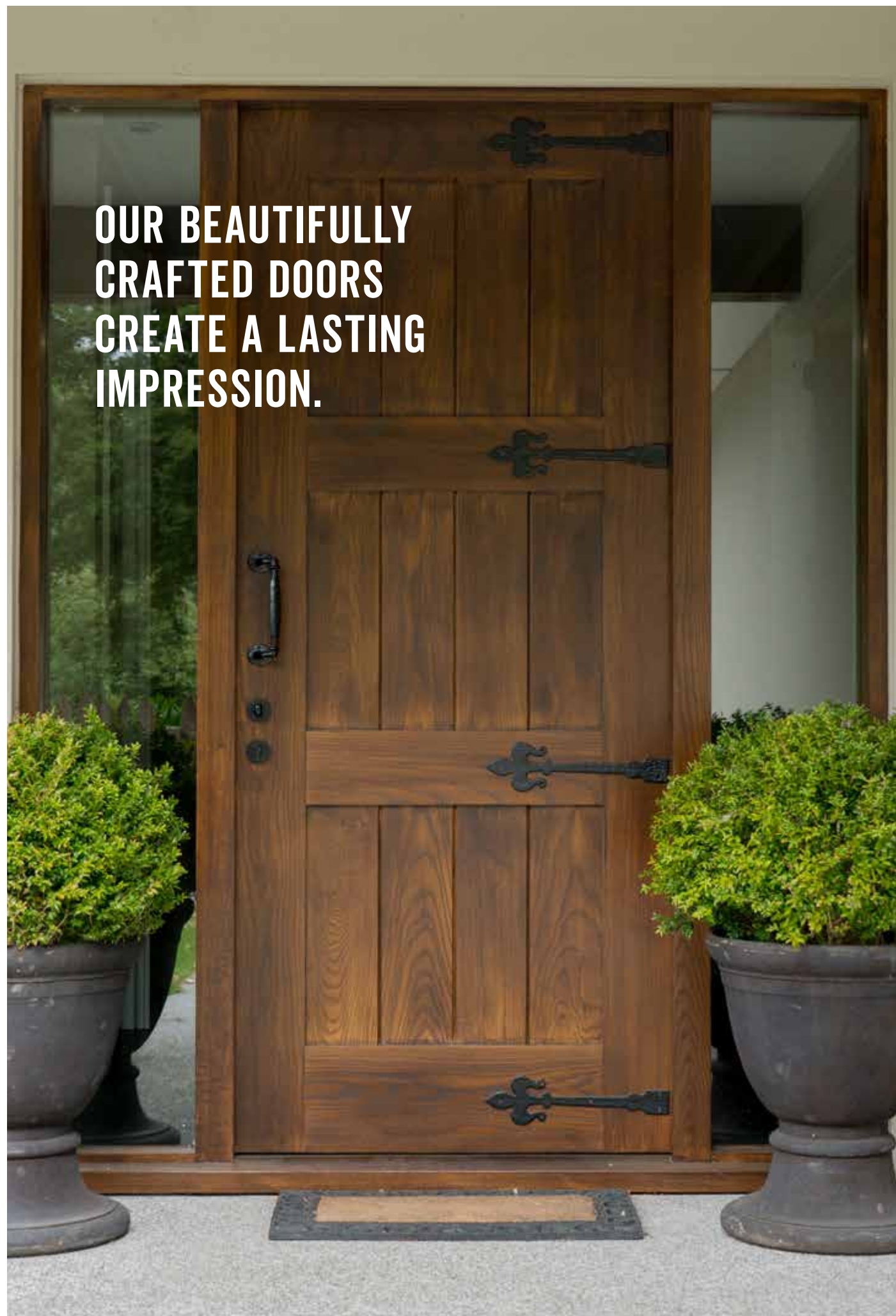
PARKWOOD
WELCOME HOME

THE HOME COLLECTION

BEAUTIFUL DOORS FOR YOUR HOME



OUR BEAUTIFULLY
CRAFTED DOORS
CREATE A LASTING
IMPRESSION.



AMERICAN WHITE ASH AR44V

To find out more and view our full range visit: parkwooddoors.co.nz | parkwooddoors.com.au

AR41D



TGV



LF LOUVRE



3HV

We know that peoples' homes form the centre of their lives. We're passionate about making these homes a place where families come together to celebrate life's victories and special moments. It's a passion that goes right back to our beginning, in 1993, when the Founders established a door joinery shop in Wanganui – not just because it was a central location, but because they wanted to have a positive effect on the economic circumstances of our workers and their communities.

Today, we have Australia and New Zealand's largest range of doors, and three generations have worked in the family business, where people always come first. Every door we create is meticulously designed and crafted, beautiful, bold and built to last – so you can enjoy a sense of certainty, belonging, and confidence in the security of your family. Your doors can last generations, and make a home that's truly yours.

ALUMINIUM

SLEEK.
VERSATILE.

DURABLE.



This range of architecturally designed front doors are powder coated for low maintenance and are capable of enduring all weather. Their aluminium structure provides stability and strength, offering the best security.

THE RELIABLE, VERSATILE ALUMINIUM DOORS.

- Thermtek - thermally enhanced, superior noise barrier. Reduces condensation on door.
- Very low maintenance.
- Durable in harsh weather conditions.
- Stable, strong and secure.
- Powder coated to the colour of your choice.
- Suitable for dark colours.
- 10 Year warranty for all weather.

To find out more and view our full range visit: parkwooddoors.co.nz | parkwooddoors.com.au

63P



7P PAIR



6P



4P



6P



7P



8P



63P



64P



4POT



43POT



24POT

CFLVP10



CLFV21 PAIR



THE STRENGTH AND BEAUTY OF ALUMINIUM

- The beautiful powder coat finish is very low maintenance and compliments aluminium window joinery.
- Aluminium doors are durable in situations exposed to harsh weather, and won't move or bow.
- Most designs come in Thermtek or Strata. Thermtek is Parkwood's own technology that enhances the doors thermal properties. This helps to keep the warmth in winter, and the heat out in summer.

Visit our website to see our range of Aluminium doors.




CFL12




TGVVP10




TGVVP9



CFLVP1 CFLVP4 CFLVP5 CFLVP8 CFLVP9 CFLVP10 CFLVP11



CFLVP12 CFLVP13 CFLVP14 CFLVP21 CFLVP23 CFLVP41 CFLVP48



TGVVP1 TGVVP5 TGVVP8 TGVVP9 TGVVP10 TGVVP11



TGVVP12 TGVVP13 TGVVP14 TGVVP21 TGVVP23 TGVVP48



15T PAIR



TGV



11T PAIR



3HV

FL



CFL



44T



TGV



10TV




10TH




11T



11TH



14T



15T




16T



22TOT



43TOT



FL



1L



3L




22P



22L



3HV



3VV



22POT



24L

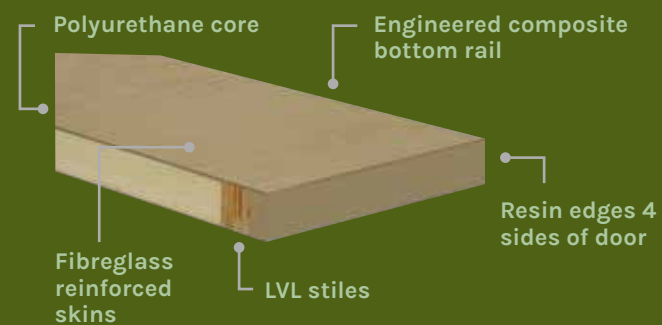


25L

COMPOSITE

STRONG.
SECURE.
STYLISH.

DURAMAX
COMPOSITE DOORS



Welcome to our Duramax collection of composite doors. Duramax doors won't rust, rot, twist or dent. They're designed to withstand the extremes of New Zealand weather conditions.

THE PERFECT COMPOSITE CHOICE.

- 10 Year warranty for all weather.
- Better thermal r-rating than aluminium and timber doors.
- Double glazed clear or etchlite (other glass types on request).

FV - WOODGRAIN FINISH

To find out more and view our full range visit: parkwooddoors.co.nz | parkwooddoors.com.au

FV28 - SMOOTH FINISH



FLAR10 - SMOOTH FINISH



CHOOSE A SUPERIOR FINISH

- Choose either a woodgrain or smooth skin to be painted or stained any colour.
- LVL styles and rails for superior stability.
- Solid fibreglass edges - clean and tidy which can be trimmed or rebated.
- Polyurethane core for high insulation.



FHV - SMOOTH FINISH

Visit our website to see our range of composite doors.



FL



FHV



FV7



FV28



FV29




FLP2



FLAR10



FLAR9




FLAR11



FLAR21



FLAR23



FLAR24



FV - SMOOTH FINISH



FVAR10 - WOODGRAIN FINISH


FLAR12S - SMOOTH FINISH



F40T - WOODGRAIN FINISH



FLAR12S - SMOOTH FINISH



FTS
- Interior
35mm thick
- Perfect for
wet rooms,
bathrooms,
cavity
sliders, etc

TIMBER

SOLID. CHARACTER. STYLE.

Premium hand-made doors by skilled craftsmen. All timber hand selected and colour matched. Kiln-dried and moisture tested to stop movement. Made-to-measure.

NATURE AT ITS BEST, WITH ELEGANCE AND QUALITY

- Exterior doors - 41mm thick for additional strength.
- Interior doors - 38mm thick.
- Solid timber for better acoustic rating.
- Can be painted or stained.
- High quality smooth finish.
- Character and style.
- PQ interior made with customwood.
- Barn Doors - Great space economy, using the wall instead of swing.
- Timber doors for weather protected situations



To find out more and view our full range visit: parkwooddoors.co.nz | parkwooddoors.com.au

E17



E1



E1



AR12V



AR10V



EXTERIOR: E1



EXTERIOR: E1WR



EXTERIOR: AR10V



EXTERIOR: AR11V



EXTERIOR: AR12V



EXTERIOR: AR13V



EXTERIOR: AR14V



EXTERIOR: AR44V



EXTERIOR: E17



EXTERIOR: E18



EXTERIOR: E20




EXTERIOR: E21

E6 PAIR



E2NS



E24 PAIR



E19 PAIR



E4 PAIR



E9/E9S SIDELIGHT



E3/E9S SIDELIGHT



EXTERIOR: E5



EXTERIOR: E6



EXTERIOR: E7



EXTERIOR: E2NS



EXTERIOR: E2



EXTERIOR: E16



EXTERIOR: E3



EXTERIOR: E4



EXTERIOR: E8



EXTERIOR: FP1
INTERIOR: IP1



EXTERIOR: E40T



EXTERIOR:
E4S SIDELIGHT



EXTERIOR: E19



EXTERIOR: E24



EXTERIOR: E11



EXTERIOR: E12



EXTERIOR: E13



EXTERIOR: E14



EXTERIOR: E80T



EXTERIOR:
E8S SIDELIGHT



EXTERIOR: FP6
INTERIOR: IP6



EXTERIOR: E9



EXTERIOR:
E9S SIDELIGHT



EXTERIOR: FP12
INTERIOR: IP12

SHAKER 41



IF10 PAIR



EXT.1 LITE



SHAKER 43

BUNGALOW 3



PIONEER 2





















TRADITIONAL 2



VILLA 2

						
INTERIOR: SHAKER 41	INTERIOR: SHAKER 43	INTERIOR: SHAKER 44	INTERIOR: ROSEVILLE	EXTERIOR: EF3 INTERIOR: IF3	EXTERIOR: F6 INTERIOR: IF6	EXTERIOR: F8 INTERIOR: IF8
						
EXTERIOR: F9 INTERIOR: IF9	EXTERIOR: F10 INTERIOR: IF10	EXTERIOR: F12 INTERIOR: IF12	EXTERIOR: E1L INTERIOR: I1L	EXTERIOR: E2L INTERIOR: I2L	EXTERIOR: E3L INTERIOR: I3L	EXTERIOR: E4L INTERIOR: I4L

						
INTERIOR: VILLA 2	INTERIOR: VILLA 4	INTERIOR: BUNGALOW 2	INTERIOR: BUNGALOW 3	INTERIOR: BUNGALOW 4	INTERIOR: TRADITIONAL 2	INTERIOR: TRADITIONAL 4
						
INTERIOR: TRADITIONAL 40T	INTERIOR: VICTORIAN 2	INTERIOR: PIONEER 2	INTERIOR: PIONEER 4	INTERIOR: PIONEER 40T	PIONEER	TRADITIONAL
						
					VILLA	VICTORIAN
						
					BUNGALOW	SHAKER

BARN DOORS

ADD SOME RUSTIC CHARM



AR43B

GETTING ON THE RIGHT TRACK

- Barn door track systems for up to 80kg.
- Track should be at least twice the width of the door.
- Standard kit suits up to 40mm thick door with up to 10mm architrave. Large or extra large spacers available on request.
- Soft close system available.

AR43C DOOR WITH CLASSIC BLACK



AR43B DOOR WITH INDUSTRIAL TRACK



CLASSIC BLACK
HABARNCLBK



CLASSIC STAINLESS
HABARNCLSS




INDUSTRIAL TRACK
HABARNINBK



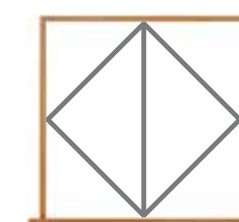
MEDIEVAL TRACK
HABARNMEBK

EXTERIOR TIMBER FRAMES

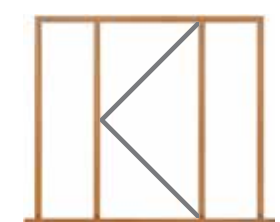
- Ask for our standard frame order sheet.
- All frames come with weather seals.
- 100 x 75 Hinges SS included.



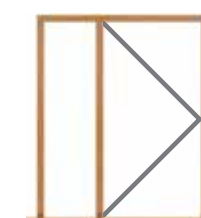
FRES



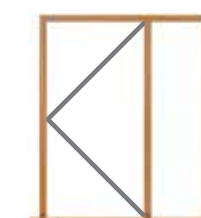
FRED



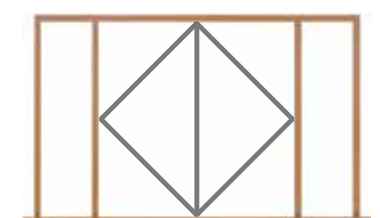
FRESDS



FRESLS



FRESRS



FREDDS



EXTERIOR: EAR41
INTERIOR: AR41



EXTERIOR: EAR42
INTERIOR: AR42



EXTERIOR: EAR43
INTERIOR: AR43



EXTERIOR: EAR44
INTERIOR: AR44



EXTERIOR: EAR61
INTERIOR: AR61



EXTERIOR: EAR63
INTERIOR: AR63



EXTERIOR: EAR43A
INTERIOR: AR43A



EXTERIOR: EAR43B
INTERIOR: AR43B



EXTERIOR: EAR43C
INTERIOR: AR43C



EXTERIOR: EAR41D
INTERIOR: AR41D



EXTERIOR: EAR41E
INTERIOR: AR41E



MODE

SOLID TIMBER SHUTTERS AND LOUVRES

- Create privacy and style
- Decorative, fixed and functional options
- Effective thermal control
- Custom build service available on request



LF LOUVRE



LF LOUVRE



LP LOUVRE



LF LOUVRE



ECO DECORATIVE



MODE



MODE

CHOOSING THE RIGHT TYPE OF TIMBER

STRENGTH, STYLE AND SUSTAINABILITY

Understanding the many different types of wood and their uses can be very helpful for choosing the best wood for your next project. Parkwood's solid timber doors are made from a range of timbers that are reliable for joinery and sustainably sourced. Suited to weather conditions in Australia and New Zealand, options are priced within everyone's budget —offering colours and grains to suit almost any door design.

VULCAN

Stability. Resistance. Durability. A timber that will never move. With chocolate-brown depths and even grain, all finished nicely with engineered lamination lines, this exciting new brand is a breakthrough for the timber world. It is thermally modified in specialist computer-monitored kilns, so the individual pores of the timber no longer absorb moisture, meaning it will not change like other natural products. This patent-protected product has a laminated structure for even greater strength and is FSC certified.

WESTERN RED CEDAR

Drawn from beautiful Canadian forests, this product is in hot demand worldwide for its rich, red colour, superior stability and variety of grains and shades. Although still a favourite of timber joinery, it is now a premium timber and this is reflected in the price.

RADIATA PINE

Parkwood uses pine that is precision sawn and kiln dried, and then dressed on all four sides. The result is a dimensionally stable, clear wood product. The trees from which Clears are made are carefully selected, managed and processed to achieve a product that is reliable and strong, with high visual and aesthetic appeal. (For oversize doors, Vulcan is recommended for stability).

AMERICAN WHITE ASH

This light-coloured hardwood that is close to American White Oak, has creamy white to light-brown heartwood with white-coloured sapwood, with uniform texture. Beautiful grain and versatility bring the much-sought-after natural charm of timber to many high-end residential and commercial projects.

ROSEWOOD

A hardwood that is reliable for joinery, it ranges in darker colours from yellow-brown to gold and red-brown. It has remarkable physical beauty and an amazing range of uses and durability, matched only by timbers which are more expensive or do not possess the same physical attraction or working qualities.

HARDWARE

CREATING THE FINISHING TOUCH



To find out more and view our full range visit: parkwooddoors.co.nz | parkwooddoors.com.au



25



E SCHLAGE ENCODE



E SCHLAGE EASE S2



E SCHLAGE EASE S1



E SCHLAGE S-6000



E E-LOK 705 DIGITAL



S **E** E-LOK 715



E E-LOK 805 DIGITAL



E YALE 3109

CODE: **E** - ENTRANCE **I** - INTERIOR **S** - SLIDING



E COLONEL MINI TURN PULL HANDLE LOCKSET



E CRUISE E-LOK 715-60 DIGITAL MINI LOCKSET AND PULL HANDLE



E HEREFORD FORGE HANDLE LOCKSET



E DEVON FORGE HANDLE LOCKSET

CODE: **E** - ENTRANCE **I** - INTERIOR **S** - SLIDING



E DELUXE



E ULTRA



E PASSION



E ZEST



E APEX SQUARE



E APEX ROUND



E REGAL - SQUARE
PULL AND HANDLE



E COLONEL - ROUND
PULL AND HANDLE



S **I** **E** HEAVY CURVED
HANDLE ON PLATE



S **I** **E** ROUND
TAPERED HANDLE



S **I** **E** ROUND PULL HANDLE
WITH FLUSH HANDLE



I JAVEA



I ORBA



I ZALLA



I ELDA



I GIRONA



PARKWOOD
WELCOME HOME

NEW ZEALAND | 0800 10 10 28
sales@parkwooddoors.co.nz
parkwooddoors.co.nz

AUSTRALIA | 1800 681 586
sales@parkwooddoors.com.au
parkwooddoors.com.au

9773NOV22