

Windsor

ARCHITECTURAL **HARDWARE**

Celebrating 40 years
1984–2024



Edition 23

Product
Catalogue

Finishes

Stocked



BLK - Matt Black



BN - Brushed Nickel



CP - Chrome Plated



GN - Graphite Nickel



MSB - Matt Satin Brass



PB - Polished Brass



PVD - Physical Vapour Deposition



SA - Satin Anodised



SC - Satin Chrome



SS - Stainless Steel

 **1-2 DAY LEAD TIME**

1-2 day delivery time applies to standard stocked products. In the unlikely event of delays or out of stocks, extended lead times will occur.

Special



AB - Antique Bronze



DRB - Dark Roman Brass



MSB - Matt Satin Brass



NB - Natural Bronze



OR - Oil Rubbed Bronze



PB - Polished Brass



RB - Roman Brass



RLB - Rumbled Brass



UB - Unlacquered Brass



USB - Unlacquered Satin Brass



PC - Powdercoat

 **14 DAY LEAD TIME**

Delivery time applies to hand-finished and powdercoated products and made to order pull handles. Products and finishes in this category are non-returnable items. In the unlikely event of delays, extended lead times will occur.

› Use UB where RLB is not available

› When using AB some accessories are Bronze PC to match

› Use PVD to match PB where PB is not available

› Use AB where AQ is not available

› Please refer to specific product information for PB lead times. Some items have 1–2 days delivery times.

› All special lacquered finishes cannot be used externally. This includes AB, MSB and PB.

Terms & Conditions

- › Products, specifications, finishes and lead times are subject to change without notice

› Special finishes on products may vary from colour swatches shown

› A minimum quantity or extra surcharge may apply for some finishes
- › Special order, punched or modified products are non-returnable

› Please check lead times for custom orders

› Brass items can be supplied unlacquered (surcharge applies)

40 Years

Peter Hickmott, a fitter and turner by trade, needed a pull handle for his front door, but couldn't find exactly what he had envisioned, so decided to engineer his own.

He approached Smith City Market for feedback and they commended his efforts, but their real need was brass cabinet knobs. Peter agreed to meet their request and the first Windsor Brass order was placed.

1980s

During late nights and early mornings, Peter tirelessly crafted the cabinet knobs in a backyard garage utilising a friend's lathe. Expanding to D cabinet handles, he then began to secure joiner customers in Christchurch and Auckland.

By 1986, a pivotal order led him to resign from his day job at CWF Hamilton's, fully committing to Windsor Brass.

After extensive research and experimentation in 20L buckets we created our first special finish, Antique Bronze.

Two years later he transitioned from the home garage to our inaugural industrial premises, hired our first employee and launched our first range.

1990s

Windsor began importing superior brass enabling the ability to offer a full suite of architectural hardware.

Faced with increasing demand, in 1991 Windsor moved to a larger premises employing further staff and established a sales team.

Two years later Peter and Rose Hickmott relocated the business to Invercargill.

2000s

2003 was a pivotal moment where we introduced our first volume builder and Brushed Nickel range, Astron. This expedited significant growth by entering a new market, continuing to expand our range and customer base, resulting in our third rebrand.

2010s

With a workforce of 20 employees geared for expansion, we moved into our current purpose-built facility.

Our finish offering grew including our signature hand finishes, but this decade also saw the introduction of the popular Matt Black and Graphite Nickel finishes.

The brand evolved from Windsor Brass to Windsor Architectural Hardware incorporating our extensive product range and market offering.

2020s

Our team structure underwent a significant change bringing new expertise in-house including global sales, marketing, IT, HR and accounting.

This laid the foundations to expand to Australia and in 2022 we employed our first Australian sales rep.

Exceptional customer service and quality products has always been at the core of what we do, and we'd like to thank our loyal customers for trusting in Windsor for the past 40 years!





Bespoke Hand Finishes

Our signature collection of bespoke hand finishes has been honed over four decades of perfecting its true artisan form.

They've always been a labour of love which began with dipping cabinet knobs in 20 litre buckets in the backyard to apply a lacquer and curing them in the family living room.

Over time processes were refined, trends evolved and our collection grew.

Our hardware is forged and machined using the finest quality solid brass arriving at Windsor in a natural, raw state—a blank canvas ready to take on a new look.

To create the different finishes, we use a variety of metal treatments, then the finish is relieved-back by hand by our team of specialist craftspeople.

Some finishes are left in their natural state to age gracefully over time, these are our living finishes, others are coated with a resin lacquer to protect the colour and provide either a high gloss or matt finish, these are our lacquered finishes.

Door accessories, window hardware and pull handles are batch processed for precise colour coordination.

From our hands, to yours.

Contents

Entrance Pull Handles	
NZ Made Artisan	06
Solid Brass	08
316 Stainless Steel	12
Double Turn Lock Kits	16
Mini Lever, Uni-Turn & Roller Lock Kits	17
Bluetooth Deadbolts & Combo Kits	18
Door Furniture	
Italian	24
NIDO	38
Traditional	52
Astron	64
Galaxy	72
Futura	80
Halo	88
Contract.....	95
Cabinet Handles	
Solid Brass Handles.....	98
Solid Brass Knobs.....	99
Miscellaneous Handles & Knobs	100
Accessories	
Doorstops.....	104
Door Holders.....	106
Hinges.....	106
Magnets	107
Barrel Bolts.....	107
Escutcheons.....	109
Door Catches	109
Bannister Brackets.....	110
Hooks	110
Privacy & Sliding Door	
Privacy Sets	114
Turn & Escapes	114
Double Turn Sets.....	115
Mini Lever Sets.....	115
Cavity Suites.....	116
Flush Pulls	118
Window Hardware	
Stays.....	121
Fasteners	122
Sash Lifts.....	123
Spring Catches	123
Door Closers	
Heavy Duty.....	125
Cam Action.....	125
Drop Plates.....	125
Invisible & Pivot Hinges	
Invisible Hinges.....	128
Pivot Hinges	128
Locks, Latches & Cylinders	
Tubular Latches	132
Privacy Bolts	133
Mini Lever & Double Turn Latch Sets.....	134
Euro Locks	134
Euro Cylinders.....	135
Technical	
Rebate Kits.....	136
Extended Strikes	137
Exploded Views.....	138
Functions.....	140
Glossary	141
Care & Maintenance	
Stocked Finishes.....	142
Special Finishes	143

Entrance

First impressions are just as important when it comes to your front door—make a statement with your entrance hardware and set the scene of luxury as it weaves through the rest of your home.



600mm Milford Pull Handle & 1183 Lock Kit
Dark Roman Brass

Entrance Pull Handles

NZ Made Artisan - Solid Brass

Product Dimensions

Milford



PBDRB

code	mm crs	mm o/a	mm bar Ø	mm pj
8331	340	400	25	65
8332	540	600	25	65

Kepler



RBOR

code	mm crs	mm o/a	mm bar	mm pj
8336	375	400	25 x 12	53
8337	575	600	25 x 12	53

Tasman



USBNB

code	mm crs	mm o/a	mm bar	mm pj
8341	375	400	25 x 12	53
8342	575	600	25 x 12	53

Finishes:

AB

ORB

MSB

NB

OR

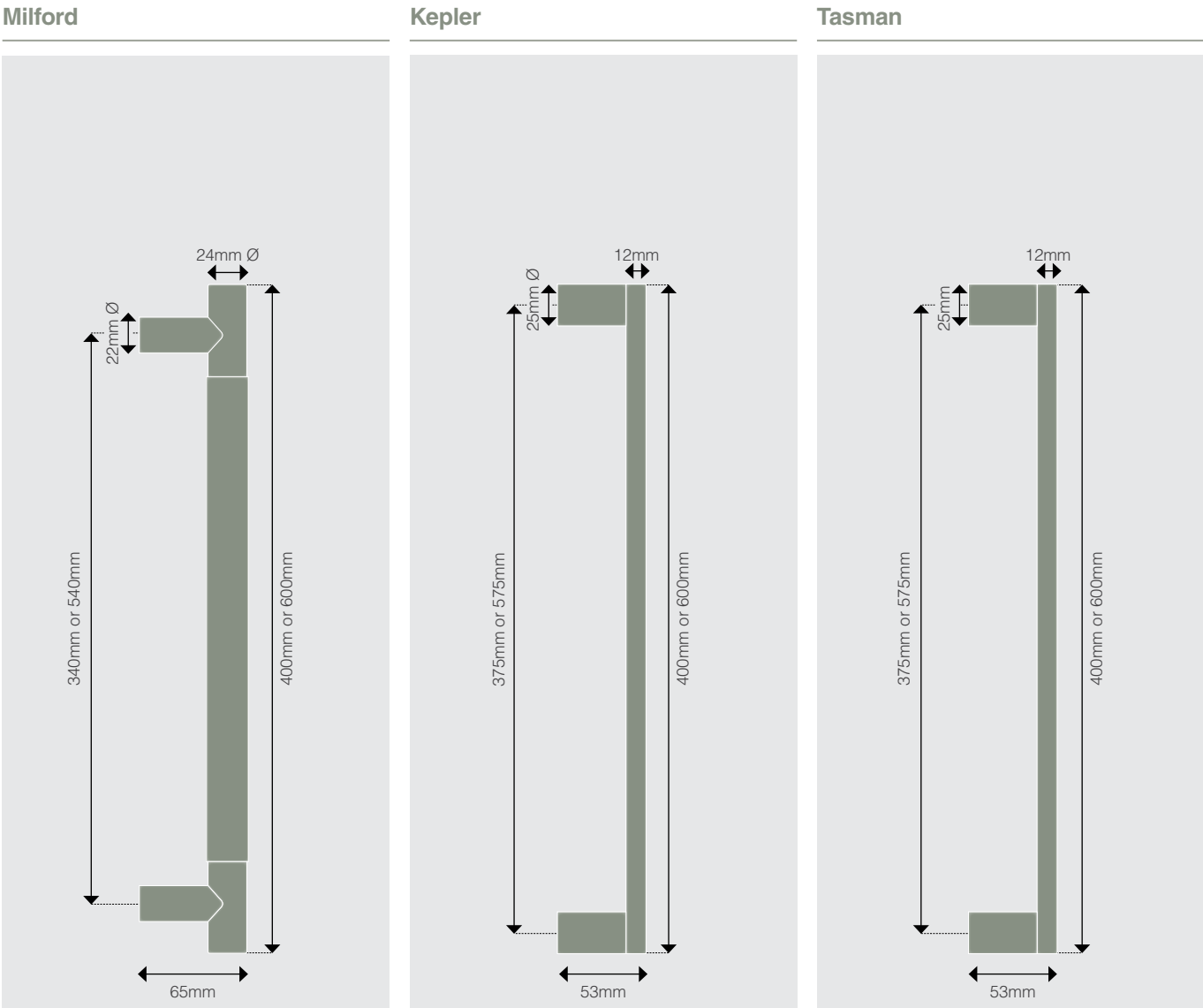
PB

PC

RB

UB

USB



Sold as back to back pairs but also available as singles with face fix or rear thru-fix door fixing. Custom lengths available, please enquire for lead times.

Recommend pairing with Double Turn Lock Kits or Roller Lock Kit on pages 16–17.

Square Profile




code	mm crs	mm o/a	mm bar	mm pj
8193	210	235	25 x 25	42

- > 8193 not available as custom length, if required refer to 8342 style
- > Only available as back to back pairs

Finishes:

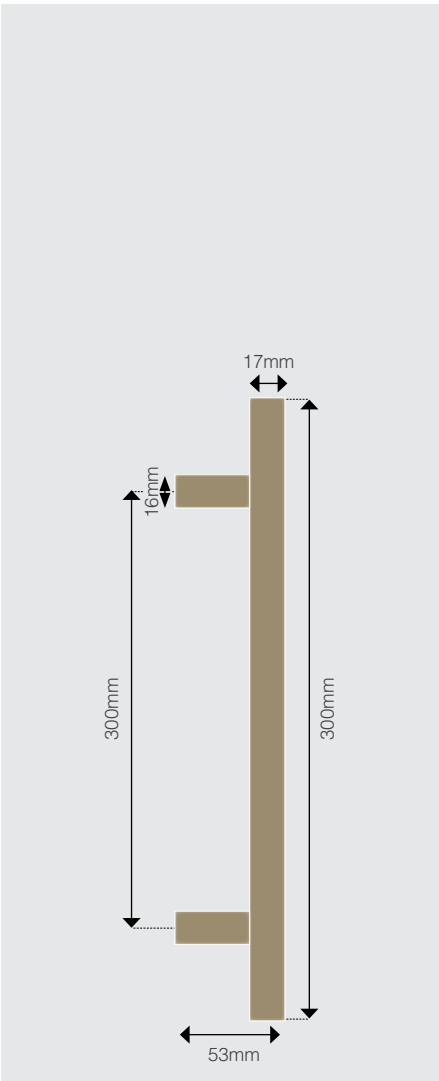
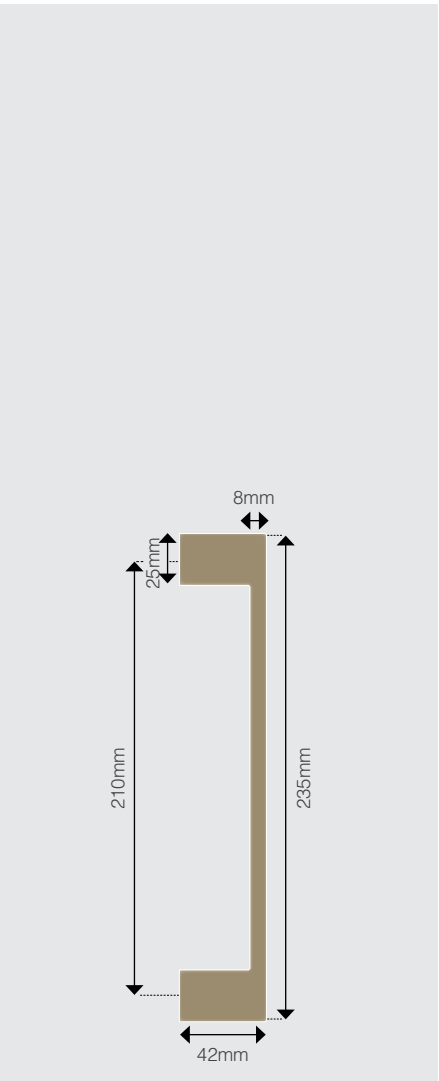


Round Profile

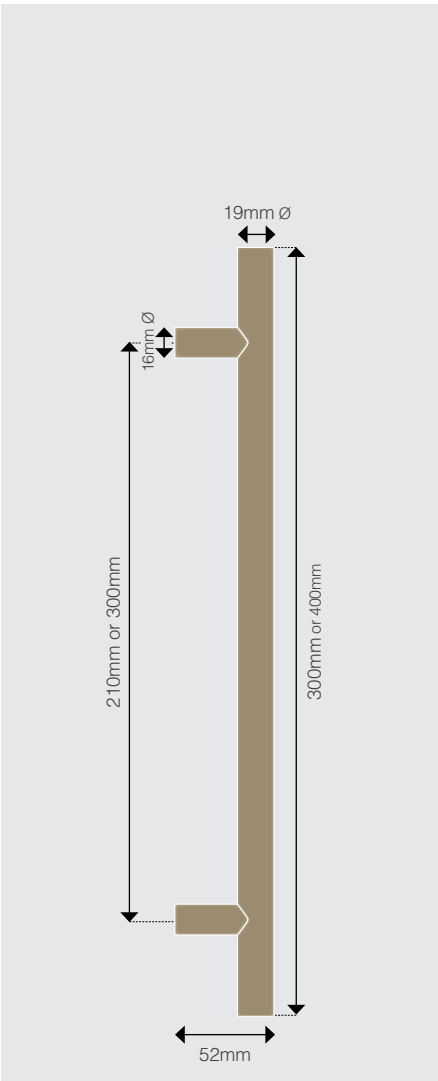


code	mm crs	mm o/a	mm bar Ø	mm pj
8190	210	300	19	52
8191	300	400	19	52

Square Profile



Round Profile



Sold as back to back pairs but also available as singles with face fix or rear thru-fix door fixing. Custom lengths available, please enquire for lead times.

Recommend pairing with Double Turn Lock Kits or Roller Lock Kit on pages 16–17.

Entrance Pull Handles

Solid Brass

Product Dimensions

Round Profile - Linear Knurled



code	mm crs	mm o/a	mm bar Ø	mm pj
8354	390	450	19	52
8357	540	600	19	52
8360	840	900	19	52

Finishes: BLK BN GN MSB DRB RB

Round Profile - Diamond Knurled



code	mm crs	mm o/a	mm bar Ø	mm pj
8353	390	450	19	52
8356	540	600	19	52
8359	840	900	19	52

Finishes: BLK BN GN MSB DRB RB


Round Profile - Plain



code	mm crs	mm o/a	mm bar Ø	mm pj
8355	390	450	19	52
8358	540	600	19	52
8361	840	900	19	52

Finishes: BLK BN GN MSB DRB RB


Round Profile - Knurled & Plain



Sold as back to back pairs but also available as singles with face fix or rear thru-fix door fixing. Custom lengths available, please enquire for lead times.

Recommend pairing with Double Turn Lock Kits or Roller Lock Kit on pages 16–17.

Polo




BLKGNSS

code	mm crs	mm o/a	mm bar	mm pj
7098	270	300	30×15	50
7099	410	450	40×20	60
7100	560	600	40×20	60
7101	860	900	40×20	60
7102	1160	1200	40×20	60

1221 Double Turn Combo Kit (see page 14)
1366 Mini Lever Combo Kit (see page 14)

Finishes:
BLKGNSSPC

Square Profile



BLKSS

code	mm crs	mm o/a	mm bar	mm pj
7054	276	450	25×25	68
7055	426	600	25×25	68
7095	726	900	25×25	68
7096	1026	1200	25×25	68
7097	1626	1800	25×25	68


+ mid point

1231 Double Turn Combo Kit (see page 14)
1371 Mini Lever Combo Kit (see page 14)

> Can be customised to any length up to 3,600mm
> 7097 only available in SS & PC

Finishes:
BLKSSPC

Round Profile



BLKSS

code	mm crs	mm o/a	mm bar Ø	mm pj
7025	250	450	32	78
7026	400	600	32	78
7092	700	900	32	78
7093	1000	1200	32	78
7094	1600	1800	32	78


+ mid point

1232 Double Turn Combo Kit (see page 14)
1370 Mini Lever Combo Kit (see page 14)

> Can be customised to any length up to 3,600mm
> 7094 only available in SS & PC

Finishes:
BLKSSPC

Offset Round Profile Solid Bar




SS

code	mm crs	mm o/a	mm bar Ø	mm pj
7124 Straight	Custom length		19	52
7164 Offset	Custom length		19	52

> Can only be customised to any length up to 3,600mm

Finishes:
SSPC

Offset Round Profile



SS


code	mm crs	mm o/a	mm bar Ø	offset	mm pj
7027	250	450	32	25	50
7028	400	600	32	25	70
7142	700	900	32	25	70
7143	1000	1200	32	25	70
7144	1600	1800	32	25	70

+ mid point

> Can be customised to any length up to 3,600mm

Finishes:
BLKSSPC

Offset Square Profile



BLKSS

code	mm crs	mm o/a	mm bar	offset	mm pj
7064	276	450	25×25	25	65
7065	426	600	25×25	25	65
7145	726	900	25×25	25	65
7146	1026	1200	25×25	25	65
7147	1626	1800	25×25	25	65

+ mid point

> Can be customised to any length up to 3,600mm
> Only 7064 available in BLK

Finishes:
BLKSSPC

Sold as back to back pairs but also available as singles with face fix or rear thru-fix door fixing. Custom lengths available, please enquire for lead times.


Sold as back to back pairs but also available as singles with face fix or rear thru-fix door fixing. Custom lengths available, please enquire for lead times.

12

Ordering Lead Times: Stocked Finishes 1–2 Days | Special Finishes 14 Days | Refer to the inside front cover for further details on ordering lead times

13

Nitro



BLKSS

code	mm crs	mm o/a	mm bar	offset	mm pj
7128	280	300	20×20	30	50
7129	425	450	25×25	35	60
7130	575	600	25×25	35	60
7131	875	900	25×25	35	60

1238 Double Turn Combo Kit

1369 Mini Lever Combo Kit


> Only available in 304 Grade Stainless Steel

> 7129 & 7131 only available SS & PC

Finishes:

BLKSSPC

Torch



BLKSS

code	mm crs	mm o/a	mm bar	mm pj
7104	250	530	38	80

1273 Double Turn Combo Kit


1368 Mini Lever Combo Kit

> Only available in 304 Grade Stainless Steel

Finishes:

BLKSSPC

Double Turn Combo Kit




Includes:

> 1 Pair of 600mm Pull Handles

> Double Turn Lock Kit

> 5264 60mm Floor Mount Doorstop

Mini Lever Combo Kit



Includes:

> 1 Pair of 600mm Pull Handles

> Mini Lever Lock Kit

> 5264 60mm Floor Mount Doorstop

Oval Gripset



SS

9046 Oval Gripset with Rear Knob

Includes:

> Interior knob and lock plates are solid brass

> Auxiliary Deadbolt

> 60mm–70mm adjustable b/s

> 25mm bolt throw

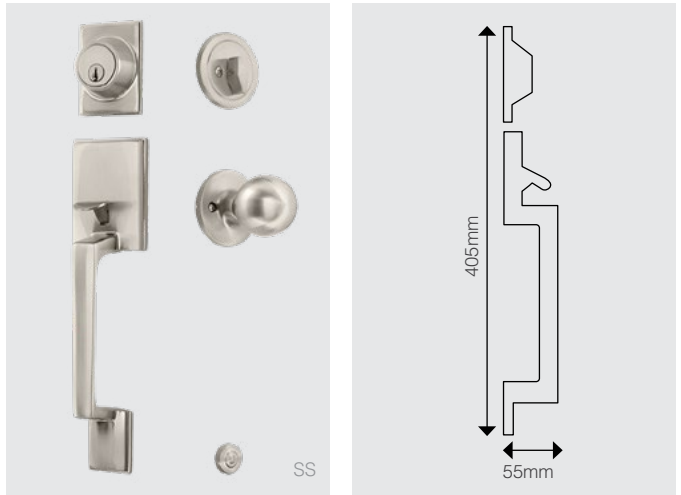
> Suits doors 38mm–50mm thick

> C4 key profile

Finishes:

BNPC

Square Gripset



SS

9047 Square Gripset with Rear Knob

Includes:

> Interior knob and lock plates are solid brass

> Auxiliary Deadbolt

> 60mm–70mm adjustable b/s

> 25mm bolt throw


> Suits doors 38mm–50mm thick

> C4 key profile

Finishes:

BNPC

Pull Handle on Plate



SS


7165 Tubular Pull

300mm×65mm plate

Finishes:

SSPC

Push Plate




SS

7166 300mm×65mm plate

Finishes:


SSPC

Double Turn Lock Kits - E85




Inside Outside RB

1550 Plain
56mm Ø x 7mm roses
60mm b/s
> Solid Brass
Finishes:
BLK BN GN **MSB** DRB RB



Inside Outside MSB


1551 Diamond Knurled
56mm Ø x 7mm roses
60mm b/s
> Solid Brass
Finishes:
BLK BN GN **MSB** DRB RB



Inside Outside BLK


1552 Linear Knurled
56mm Ø x 7mm roses
60mm b/s
> Solid Brass
Finishes:
BLK BN GN **MSB** DRB RB

Mini Lever Lock Kits



Inside Outside GN


1364
54mm Ø roses
60mm b/s
> Designed with large flat surface area on side of turn making it simpler and easier to use
> Thru-fixing for easy alignment on the door, preventing binding
Finishes:
BLK BN GN SC **PC**



Inside Outside BLK

1365
54mm square roses
60mm b/s
> Designed with large flat surface area on side of turn making it simpler and easier to use
> Thru-fixing for easy alignment on the door, preventing binding
Finishes:
BLK BN GN SC **PC**

Uni-Turn Lock Kits




Inside Outside BLK

1248
54mm Ø roses
60mm b/s
> Single turn design to eliminate chance of binding
> Save time on installation, with square drive fixing screws suited to aluminium joinery industry
> Special finishes only available in 50mm Ø roses
Finishes:
BLK BN GN SC

Available in all special finishes refer to page 143


Double Turn Lock Kits - E85



Inside Outside BLK

1183
54mm Ø roses
60mm b/s
18mm standard throw
> Available as 10mm short throw by request
> Special finishes only available in 50mm Ø roses
Finishes:
BLK BN GN SC


Available in all special finishes refer to page 143



Inside Outside GN

1184
54mm square roses
60mm b/s
18mm standard throw
> Available as 10mm short throw by request
Finishes:
BLK BN GN SC **PC**

Double Turn Lock Kits - E48



Inside Outside PB

1182
50mm Ø roses
57mm b/s
> Solid Brass
Finishes:
BLK BN SC

Available in all special finishes refer to page 143


Uni-Turn Lock Kits



Inside Outside BN

1249
54mm square roses
60mm b/s
> Single turn design to eliminate chance of binding
> Save time on installation, with square drive fixing screws suited to aluminium joinery industry
Finishes:
BLK BN GN SC **PC**

Roller Lock Kit



BN

1138
57mm Heavy Duty Case
> Roller pins for high security
Finishes:
BN

Available in all special finishes refer to page 143

Oval



1391
Exterior: 170mm x 68mm x 20mm
Interior: 203mm x 78mm x 33mm
Finishes:



Oval Bluetooth Deadbolt Combo Kits



1389
Includes:
> Pair of 600mm Polo Pull Handles
> 1391 Oval Bluetooth Deadbolt
> 9095 Round Mini Lever Latch Set - 60mm b/s
> 5264 60mm Floor Mount Doorstop



1399
Includes:
> Pair of 600mm Round Profile Pull Handles
> 1391 Oval Bluetooth Deadbolt
> 9095 Round Mini Lever Latch Set - 60mm b/s
> 5264 60mm Floor Mount Doorstop

Features & Benefits

- > Bluetooth unlocking capability using a free to download app on your mobile phone
- > To unlock use your mobile phone, code or key
- > Stores up to 30 user codes
- > Can be used in conjunction with lever handles, pull handles or gripsets
- > Easily retro-fits over standard deadbolt of 54mm hole
- > Simple installation and programming
- > High security deadbolt with anti-saw protection
- > Anti-tamper function prompts a random code to be entered before your programmed code ensuring fingerprints cannot be easily identified on the touchpad
- > Touch screen is temporarily disabled after four consecutive incorrect entries

App Functions

- > Touch to activate, touch to lock, back-up mechanical keyway
- > Low battery alert
- > Temporary user code function – set a code that gets disabled after only one use

Technical Information

- > 4–10 digit programming codes
- > Suits 35mm–51mm door thicknesses
- > 60mm–70mm adjustable backset
- > C4 profile for easy rekeying to the rest of your house

Warranty

At Windsor we stand behind the quality of our products and are pleased to offer a 10 year mechanical warranty and a 1 year electronic warranty on all products in the Bluetooth Deadbolt Lock range. Warranty on finishes will be at Windsor's discretion.





400mm Milford Pull Handle
Dark Roman Brass



1,200mm Polo Pull Handle
Matt Black



600mm Nitro Pull Handle
Matt Black



600mm Kepler Pull Handle
Matt Satin Brass



600mm Polo Combo Kit
Stainless Steel



400mm Square Profile Pull Handle
Matt Black

Italian

Everyone has their own curated collection of life's little luxuries. The taste of a fine wine, scent of your favourite perfume or feel of Egyptian cotton sheets.

Let the distinct touch of solid brass door handles become one of them.

Make every door you open a little more special.



Charleston



Small Rose - OR



Large Rose - BN



Square Longplate - USB

The perpendicular cylindrical shapes evoke balance and harmony. Inspired by industrial detailing of metropolitan construction, a modern and sophisticated accent for any home.

SMALL ROSE

52mm Ø rose

- 8201.....Lever Set
- 8201D.....Dummy Lever
- 8202.....Passage Set
- 8207.....Privacy Set – Separate
- 8208.....E48 Entrance Set
- 8209.....E85 Entrance Set

LARGE ROSE

64mm Ø rose

- 8206.....Lever Set
- > Large rose option ideal for retro-fit
- > Not compatible with 1403/1143

SQUARE LONGPLATE

265mm x 42mm x 10mm plate

- 8205.....Blank
- 8205LD.....Dummy Lever – LH
- 8205RD.....Dummy Lever – RH
- 8205-E48.....E48 Lever Set
- 8205-E85.....E85 Lever Set
- 8271.....Passage Set
- 8272.....P85 Privacy Set
- 8273.....E48 Entrance Set
- 8274.....E85 Entrance Set

Finishes:

BN SC Available in all special finishes please refer to page 31

> Available with standard or magnetic latches. To upgrade any passage or separate privacy set to magnetic latches simply add an 'M' to the end of the existing 4 digit code.

Chalet



Small Rose - NB



Large Rose - RLB



Square Longplate - RB

Crisp and clean lines, with a distinctively European feel. An effortlessly stylish and slim design with radiused edges where a minimalistic look is desired.

SMALL ROSE

52mm Ø rose

- 8211.....Lever Set
- 8211D.....Dummy Lever
- 8212.....Passage Set
- 8217.....Privacy Set – Separate
- 8218.....E48 Entrance Set
- 8219.....E85 Entrance Set

LARGE ROSE

64mm Ø rose

- 8216.....Lever Set
- > Large rose option ideal for retro-fit
- > Not compatible with 1403/1143

SQUARE LONGPLATE

265mm x 42mm x 10mm plate

- 8215.....Blank
- 8215LD.....Dummy Lever – LH
- 8215RD.....Dummy Lever – RH
- 8215-E48.....E48 Lever Set
- 8215-E85.....E85 Lever Set
- 8297.....Passage Set
- 8298.....P85 Privacy Set
- 8299.....E48 Entrance Set
- 8300.....E85 Entrance Set

Finishes:

BN SC Available in all special finishes please refer to page 31

> Available with standard or magnetic latches. To upgrade any passage or separate privacy set to magnetic latches simply add an 'M' to the end of the existing 4 digit code.

Federal



Small Rose - RB



Large Rose - MSB



Square Longplate - DRB

The solid surfaces of the lever join the rose or longplate with contoured detailing. Pronounced accents make a bold statement that confidently blends colonial and Italian style.

SMALL ROSE

52mm Ø rose

- 8221.....Lever Set
- 8221D.....Dummy Lever
- 8222.....Passage Set
- 8227.....Privacy Set – Separate
- 8228.....E48 Entrance Set
- 8229.....E85 Entrance Set

LARGE ROSE

64mm Ø rose

- 8226.....Lever Set
- > Large rose option ideal for retro-fit
- > Not compatible with 1403/1143

SQUARE LONGPLATE

265mm x 42mm x 10mm plate

- 8225.....Blank
- 8225LD.....Dummy Lever – LH
- 8225RD.....Dummy Lever – RH
- 8225-E48.....E48 Lever Set
- 8225-E85.....E85 Lever Set
- 8275.....Passage Set
- 8276.....P85 Privacy Set
- 8277.....E48 Entrance Set
- 8288.....E85 Entrance Set

Finishes:

BN SC Available in all special finishes please refer to page 31

> Available with standard or magnetic latches. To upgrade any passage or separate privacy set to magnetic latches simply add an 'M' to the end of the existing 4 digit code.

Villa



Small Rose - SC



Large Rose - NB



Oval Longplate - PB



Traditional Longplate - OR

The traditional markings are responsive to our cultural and architectural heritage, and combine perfectly with neoclassical design.

SMALL ROSE

52mm Ø rose

- 8231.....Lever Set
- 8231D.....Dummy Lever
- 8232.....Passage Set
- 8237.....Privacy Set – Separate
- 8238.....E48 Entrance Set
- 8239.....E85 Entrance Set

OVAL LONGPLATE

255mm x 42mm x 10mm plate

- 8233.....Blank
- 8233LD.....Dummy Lever – LH
- 8233RD.....Dummy Lever – RH
- 8233-E48.....E48 Lever Set
- 8233-E85.....E85 Lever Set
- 8289.....Passage Set
- 8290.....P85 Privacy Set
- 8291.....E48 Entrance Set
- 8292.....E85 Entrance Set

LARGE ROSE

64mm Ø rose

- 8236.....Lever Set
- > Large rose option ideal for retro-fit
- > Not compatible with 1403/1143

TRADITIONAL LONGPLATE

255mm x 50mm x 10mm plate

- 8234.....Blank
- 8234LD.....Dummy Lever – LH
- 8234RD.....Dummy Lever – RH
- 8234-E48.....E48 Lever Set
- 8234-E85.....E85 Lever Set
- 8293.....Passage Set
- 8294.....P85 Privacy Set
- 8295.....E48 Entrance Set
- 8296.....E85 Entrance Set

Finishes:

BN SC Available in all special finishes please refer to page 31

> Available with standard or magnetic latches. To upgrade any passage or separate privacy set to magnetic latches simply add an 'M' to the end of the existing 4 digit code.

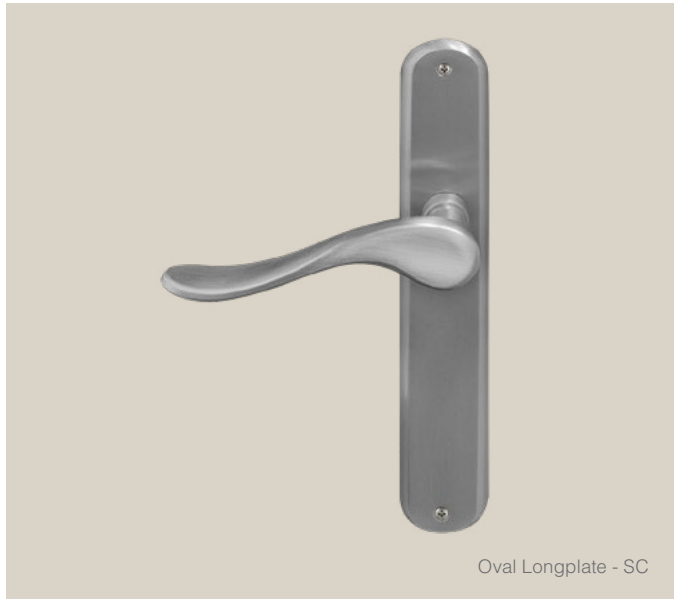
Haven



Small Rose - RB



Large Rose - RLB



Oval Longplate - SC



Square Longplate - DRB



Traditional Longplate - NB

Classic elegance meets modern aesthetics expressed by a graceful curvature that follows the contour of your hand. Reminiscent of a wing, the changing shapes forge a luminous glow.

SMALL ROSE

52mm Ø rose

- 8167.....Lever Set
- 8167LDDummy Lever – LH
- 8167RDDummy Lever – RH
- 8240.....Passage Set
- 8241.....Privacy Set – Separate
- 8242.....E48 Entrance Set
- 8243.....E85 Entrance Set

LARGE ROSE

64mm Ø rose

- 8196.....Lever Set
- > Large rose option ideal for retro-fit
- > Not compatible with 1403/1143

OVAL LONGPLATE

255mm x 42mm x 10mm plate

- 8168.....Blank
- 8168LDDummy Lever – LH
- 8168RDDummy Lever – RH
- 8168-E48.....E48 Lever Set
- 8168-E85.....E85 Lever Set
- 8248.....Passage Set
- 8249.....P85 Privacy Set
- 8250.....E48 Entrance Set
- 8251.....E85 Entrance Set

Finishes:

BN SC Available in all special finishes please refer to page 31

SQUARE LONGPLATE

265mm x 42mm x 10mm plate

- 8194.....Blank
- 8194LDDummy Lever – LH
- 8194RDDummy Lever – RH
- 8194-E48.....E48 Lever Set
- 8194-E85.....E85 Lever Set
- 8244.....Passage Set
- 8245.....P85 Privacy Set
- 8246.....E48 Entrance Set
- 8247.....E85 Entrance Set

TRADITIONAL LONGPLATE

255mm x 50mm x 10mm plate

- 8169.....Blank
- 8169LDDummy Lever – LH
- 8169RDDummy Lever – RH
- 8169-E48.....E48 Lever Set
- 8169-E85.....E85 Lever Set
- 8252.....Passage Set
- 8253.....P85 Privacy Set
- 8254.....E48 Entrance Set
- 8255.....E85 Entrance Set

> Available with standard or magnetic latches. To upgrade any passage or separate privacy set to magnetic latches simply add an 'M' to the end of the existing 4 digit code.



Haven Oval Longplate Passage Set
Oil Rubbed Bronze

Features & Benefits

- > Forged and machined in Italy

> Arrive at Windsor in their raw state ready for final machining, assembly and hand finishing

> Available from stock in Brushed Nickel and Satin Chrome and in the full range of hand finished special finishes
- > Round rose and longplate options

> Can be used externally

> Solid brass screws

> Full range of accessories available in all finishes

Technical Information

ROSE LEVER SET Includes Levers only	LONGPLATE LEVER SET Includes Levers only
ROSE DUMMY LEVER Includes single Lever and 1152 Dummy Mount	LONGPLATE DUMMY LEVER Includes single LH or RH Lever and 1152 Dummy Mount
ROSE PASSAGE SET Includes Levers and 1172 Tubular Latch - 57mm b/s	LONGPLATE PASSAGE SET Includes Levers and 1172 Tubular Latch - 57mm b/s
ROSE PRIVACY SET – SEPARATE Includes Levers, 1172 Tubular Latch, 1173 Tubular Bolt and 8188 Privacy Turn & Release - 57mm b/s	LONGPLATE PRIVACY SET P85 Includes P85 Levers, 1172 Tubular Latch, 1173 Tubular Bolt and 8055 Privacy Turn & Release - 57mm b/s
ROSE ENTRANCE SET E48 Includes Levers, 1115 Euro Mortice Lock, 1148 Euro Cylinder & Turn and 8189 Euro Escutcheons - 57mm b/s	LONGPLATE ENTRANCE SET E48 Includes E48 Levers, 1115 Euro Mortice Lock and 1148 Euro Cylinder & Turn - 57mm b/s
ROSE ENTRANCE SET E85 Includes Levers, 1403 or 1143 Euro Mortice Lock (finish dependent), 1148 Euro Cylinder & Turn and 8189 Euro Escutcheons - 60mm b/s	LONGPLATE ENTRANCE SET E85 Includes E85 Levers, 1403 or 1143 Euro Mortice Lock (finish dependent) and 1148 Euro Cylinder & Turn - 60mm b/s

*All exclude Large Rose except Rose Lever Set

Lead Times

<div>✔ STOCKED 1–2 DAY DELIVERY LEAD TIME</div> <div>This lead time applies to standard stocked products. Products with finishes in this category can be returned if they are complete, have not been used and are in original order and condition.</div>	<div>✔ SPECIAL 14 DAY PRODUCTION AND DELIVERY LEAD TIME</div> <div>This lead time applies to non-stocked bronze products and made to order products. The time allowance is conservative and products should be expected to arrive within 7–14 days. Our Internal Sales Team will provide you with an ETD upon order placement. Products and finishes in this category are non-returnable items as they are a special order.</div>
--	--

Warranty

At Windsor we stand behind the quality of our products and are pleased to offer a 15 year mechanical warranty on all products in the Italian range.

Warranty on finishes will be at Windsor's discretion.




Finishes

STOCKED




Brushed Nickel
BN




Satin Chrome
SC


SPECIAL / LIVING



Dark Roman Brass
DRB



Natural Bronze
NB




Oil Rubbed Bronze
OR



Roman Brass
RB



Rumbled Brass
RLB



Unlacquered Brass
UB




Unlacquered Satin Brass
USB

SPECIAL / GLOSS LACQUERED




Antique Bronze
AB



Polished Brass
PB

SPECIAL / MATT LACQUERED



Matt Satin Brass
MSB

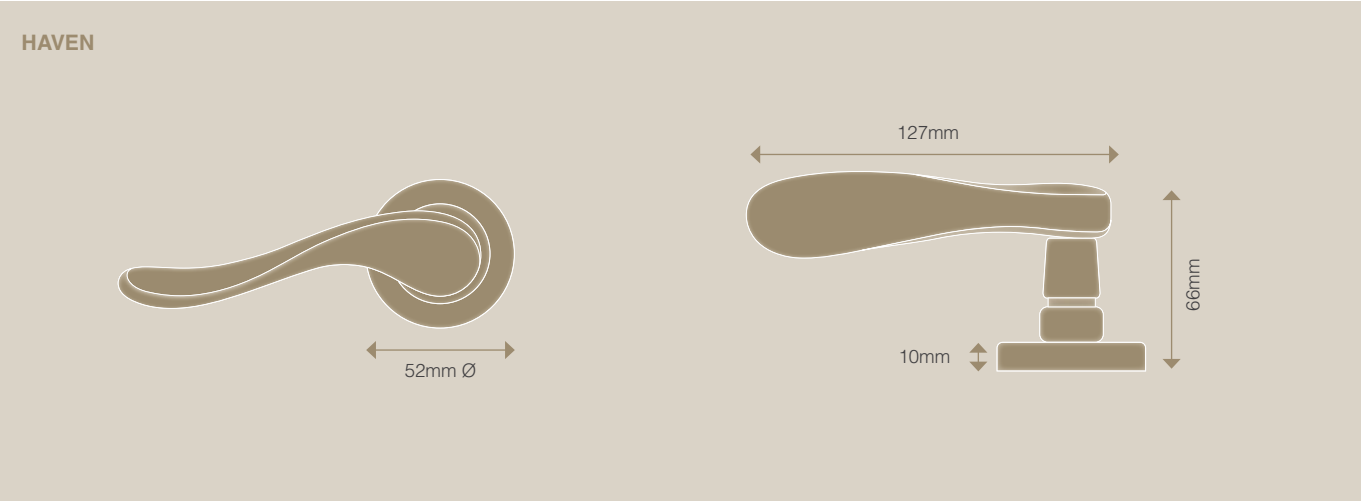
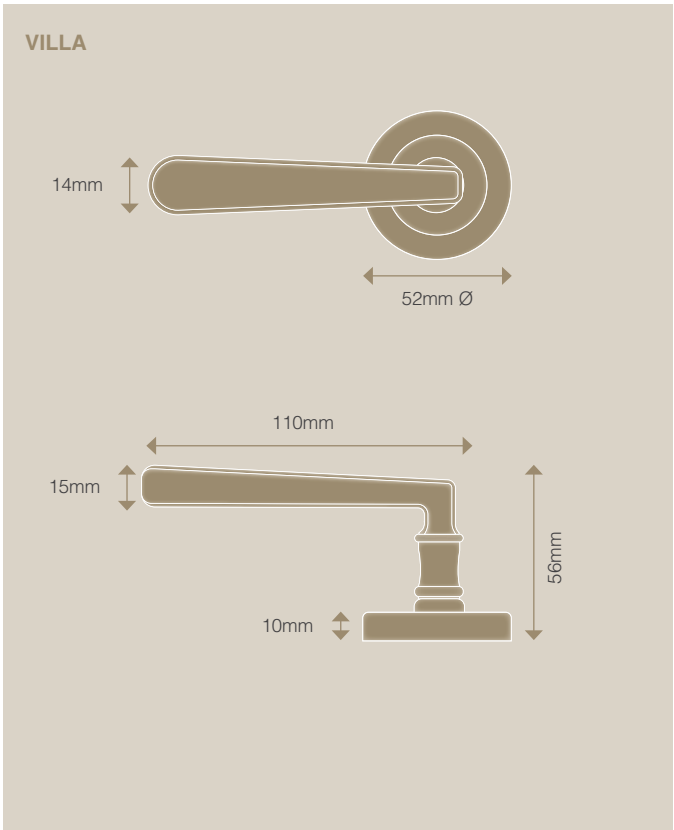
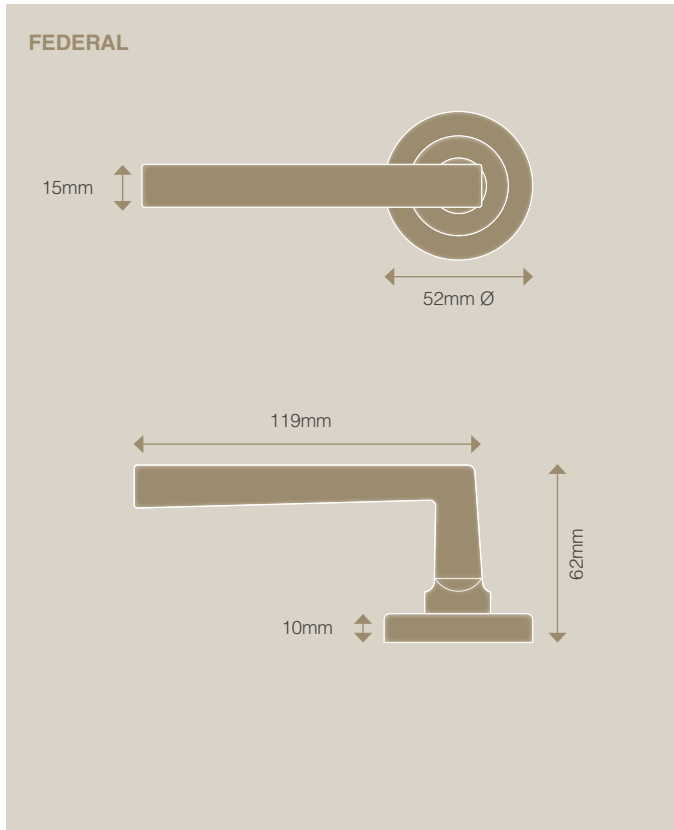
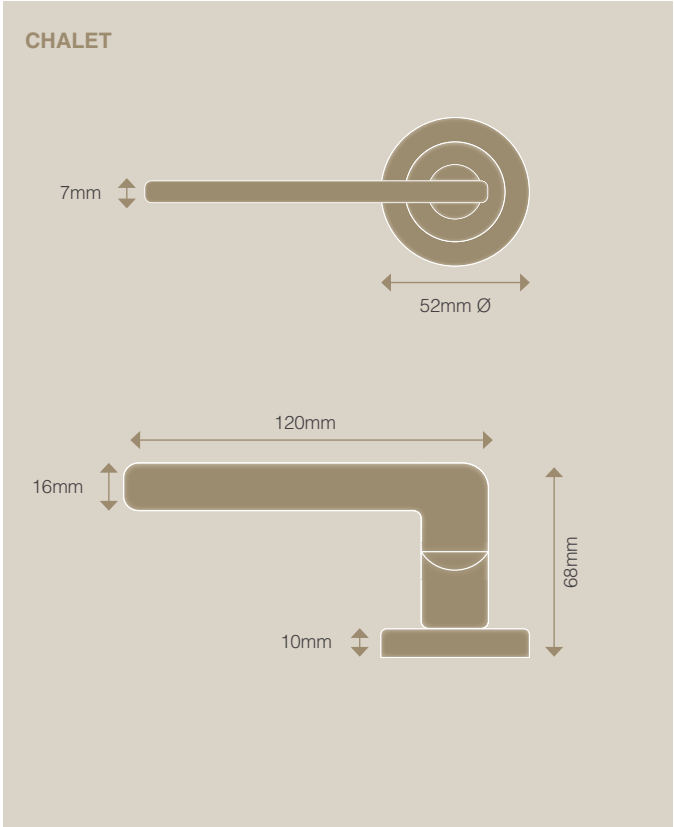
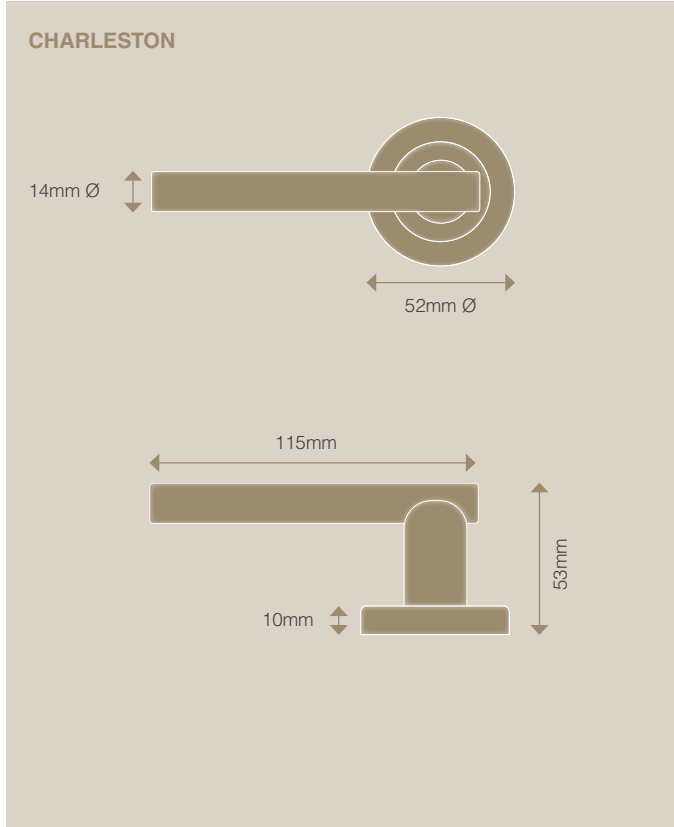
SPECIAL / POWDERCOAT



Powdercoat
PC

> Colours are from the NZ Dulux
Powders Range

Product Dimensions



Backing Options*



- * **BACKING OPTIONS**
- > Charleston, Chalet and Federal available in Square Longplate.
 - > Villa available in Oval and Traditional Longplates.
 - > Haven available in Square, Oval and Traditional Longplates.



Charleston Privacy Set
Oil Rubbed Bronze



Chalet Square Longplate Passage Set
Rumbled Brass



Villa Oval Longplate Passage Set
Oil Rubbed Bronze



Haven Traditional Longplate Passage Set
Oil Rubbed Bronze




Villa Traditional Longplate Passage Set
Polished Brass



Charleston Passage Set
Rumbled Brass



Chalet Privacy Set
Unlacquered Satin Brass



Charleston Passage Set
Dark Roman Brass

NIDO

Sleek edges embellished with raw texture offer a sensory experience.

Simplicity and complexity unite in a harmonious fusion.

A natural evolution of industrial elegance.



Verge - Diamond Knurled Passage Set
Matt Satin Brass

Verge - Linear Knurled



Inspired by industrial pipe systems with a dominant T-bar intersection of the neck to lever expanding into a barrel feature etched in knurled options. The fluid lines and organic curves morph into any home décor and design with the change of a finish.

- ROSE**
56mm Ø x 7mm rose
- 8481..... Lever Set
 - 8481D..... Dummy Lever
 - 8482..... Passage Set
 - 8485..... Privacy Set – Separate
 - 8484..... E85 Entrance Set

- LONGPLATE**
230mm x 40mm x 6mm plate
- 8483..... Lever Set
 - 8483LD..... Dummy Lever – LH
 - 8483RD..... Dummy Lever – RH
 - 8483-E85..... E85 Lever Set
 - 8487..... Passage Set
 - 8488..... P85 Privacy Set
 - 8486..... E85 Entrance Set



› Available with standard or magnetic latches. To upgrade any passage or separate privacy set to magnetic latches simply add an 'M' to the end of the existing 4 digit code.

Verge - Diamond Knurled



- ROSE**
56mm Ø x 7mm rose
- 8431..... Lever Set
 - 8431D..... Dummy Lever
 - 8432..... Passage Set
 - 8435..... Privacy Set – Separate
 - 8434..... E85 Entrance Set

- LONGPLATE**
230mm x 40mm x 6mm plate
- 8433..... Lever Set
 - 8433LD..... Dummy Lever – LH
 - 8433RD..... Dummy Lever – RH
 - 8433-E85..... E85 Lever Set
 - 8437..... Passage Set
 - 8438..... P85 Privacy Set
 - 8436..... E85 Entrance Set



› Available with standard or magnetic latches. To upgrade any passage or separate privacy set to magnetic latches simply add an 'M' to the end of the existing 4 digit code.

Verge - Plain



- ROSE**
56mm Ø x 7mm rose
- 8421..... Lever Set
 - 8421D..... Dummy Lever
 - 8422..... Passage Set
 - 8425..... Privacy Set – Separate
 - 8424..... E85 Entrance Set

- LONGPLATE**
230mm x 40mm x 6mm plate
- 8423..... Lever Set
 - 8423LD..... Dummy Lever – LH
 - 8423RD..... Dummy Lever – RH
 - 8423-E85..... E85 Lever Set
 - 8427..... Passage Set
 - 8428..... P85 Privacy Set
 - 8426..... E85 Entrance Set

Lumina - Linear Knurled



This design employs flowing, curvilinear forms of the lever and a clean smooth barrel tailored to your hand. The strong angles of the perpendicular neck and straight horizontal lines contrast the radiused edges.

- ROSE**
56mmØ x 7mm rose
- 8491..... Lever Set
 - 8491D..... Dummy Lever
 - 8492..... Passage Set
 - 8495..... Privacy Set – Separate
 - 8494..... E85 Entrance Set

- LONGPLATE**
230mm x 40mm x 6mm plate
- 8493..... Lever Set
 - 8493LD..... Dummy Lever – LH
 - 8493RD..... Dummy Lever – RH
 - 8493-E85..... E85 Lever Set
 - 8497..... Passage Set
 - 8498..... P85 Privacy Set
 - 8496..... E85 Entrance Set



› Available with standard or magnetic latches. To upgrade any passage or separate privacy set to magnetic latches simply add an 'M' to the end of the existing 4 digit code.

Lumina - Diamond Knurled



- ROSE**
56mmØ x 7mm rose
- 8411..... Lever Set
 - 8411D..... Dummy Lever
 - 8412..... Passage Set
 - 8415..... Privacy Set – Separate
 - 8414..... E85 Entrance Set

- LONGPLATE**
230mm x 40mm x 6mm plate
- 8413..... Lever Set
 - 8413LD..... Dummy Lever – LH
 - 8413RD..... Dummy Lever – RH
 - 8413-E85..... E85 Lever Set
 - 8417..... Passage Set
 - 8418..... P85 Privacy Set
 - 8416..... E85 Entrance Set



› Available with standard or magnetic latches. To upgrade any passage or separate privacy set to magnetic latches simply add an 'M' to the end of the existing 4 digit code.

Lumina - Plain



- ROSE**
56mmØ x 7mm rose
- 8401..... Lever Set
 - 8401D..... Dummy Lever
 - 8402..... Passage Set
 - 8405..... Privacy Set – Separate
 - 8404..... E85 Entrance Set

- LONGPLATE**
230mm x 40mm x 6mm plate
- 8403..... Lever Set
 - 8403LD..... Dummy Lever – LH
 - 8403RD..... Dummy Lever – RH
 - 8403-E85..... E85 Lever Set
 - 8407..... Passage Set
 - 8450..... P85 Privacy Set
 - 8406..... E85 Entrance Set

Modella



BLK



GN



RB



BN

A subtly bold lever with soft curves, yet amplified profile. The sleek symmetry of the oval outline provides a timeless contour to suit any décor.

- ROSE**
56mm Ø x 7mm rose
8441.....Lever Set
8441D.....Dummy Lever
8442.....Passage Set
8445.....Privacy Set – Separate
8444.....E85 Entrance Set

- LONGPLATE**
230mm x 40mm x 6mm plate
8443.....Lever Set
8443LD.....Dummy Lever – LH
8443RD.....Dummy Lever – RH
8443-E85.....E85 Lever Set
8447.....Passage Set
8448.....P85 Privacy Set
8446.....E85 Entrance Set



> Available with standard or magnetic latches. To upgrade any passage or separate privacy set to magnetic latches simply add an 'M' to the end of the existing 4 digit code.



Verge - Diamond Knurled Dummy Lever Longplate
Graphite Nickel

Features & Benefits

- > Solid brass forged and machined designs

> Solid brass screws

> Slim rose or longplate options

> Blank screws for external side of thru-fixing for a clean and minimal look

> Can be used externally
- > Available from stock in Matt Black, Brushed Nickel, Graphite Nickel and Matt Satin Brass

> Available in two living finishes Dark Roman Brass and Roman Brass

> Full range of accessories available in all finishes

Technical Information

ROSE LEVER SET Includes Levers only	LONGPLATE LEVER SET Includes Levers only
ROSE DUMMY LEVER Includes single Lever and 1152 Dummy Mount	LONGPLATE DUMMY LEVER Includes single LH or RH Lever and 1152 Dummy Mount
ROSE PASSAGE SET Includes Levers and 1172 Tubular Latch - 57mm b/s	LONGPLATE PASSAGE SET Includes Levers and 1172 Tubular Latch - 57mm b/s
ROSE PRIVACY SET – SEPARATE Includes Levers, 1172 Tubular Latch and 8400/8410/8456 Turn & Release Set - 57mm b/s	LONGPLATE PRIVACY SET P85 Includes P85 Levers, 1172 Tubular Latch, 1173 Tubular Bolt and 8451/8452/8457 Turn & Escape - 57mm b/s
ROSE ENTRANCE SET E85 Includes Levers, 1403 or 1143 Euro Mortice Lock (finish dependent), 1148 Euro Cylinder & Turn and 8420 Euro Escutcheons - 60mm b/s	LONGPLATE ENTRANCE SET E85 Includes E85 Levers, 1403 or 1143 Euro Mortice Lock (finish dependent) and 1148 Euro Cylinder & Turn - 60mm b/s

Warranty

At Windsor we stand behind the quality of our products and are pleased to offer a 15 year mechanical warranty on all products in the NIDO range.

Warranty on finishes will be at Windsor's discretion.



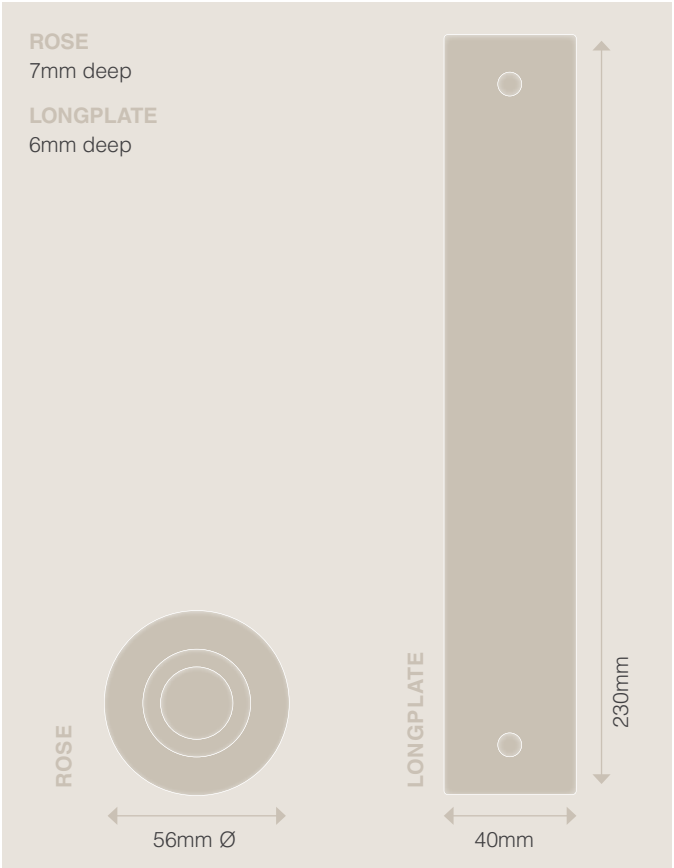
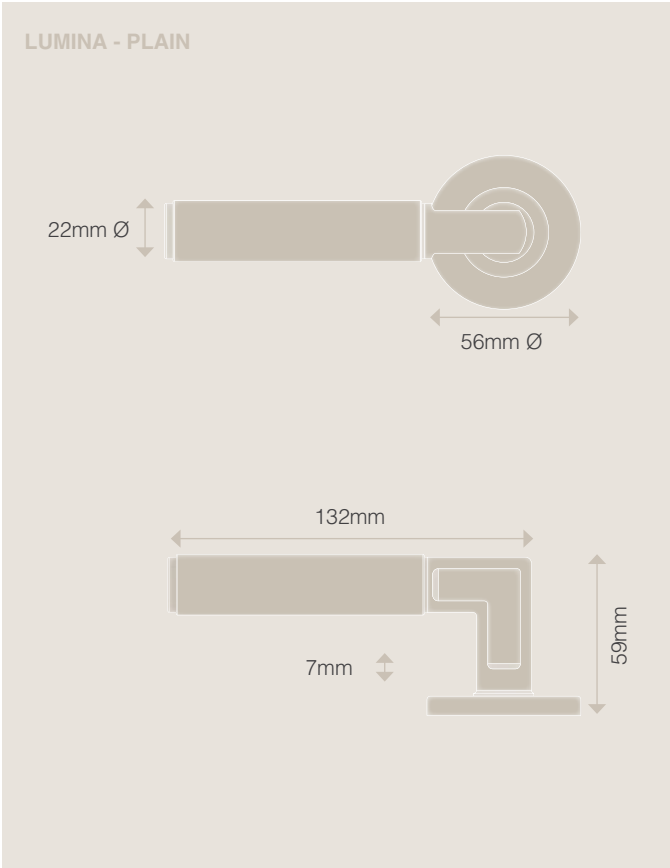
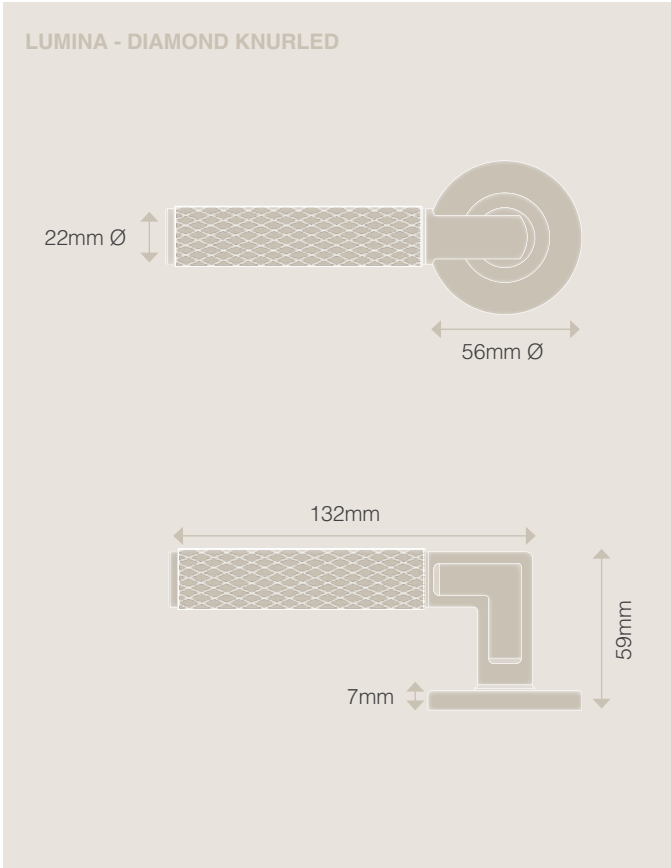
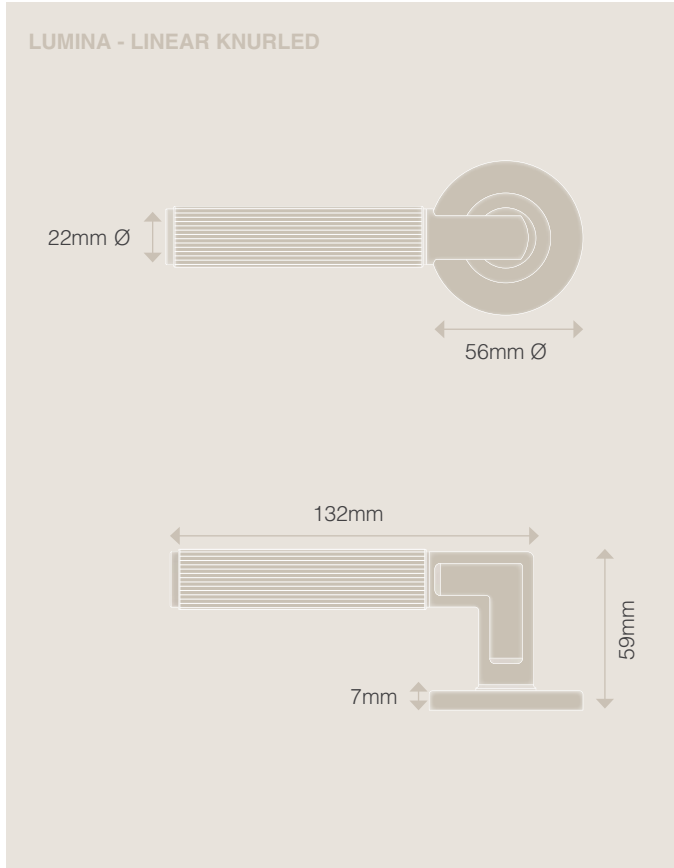
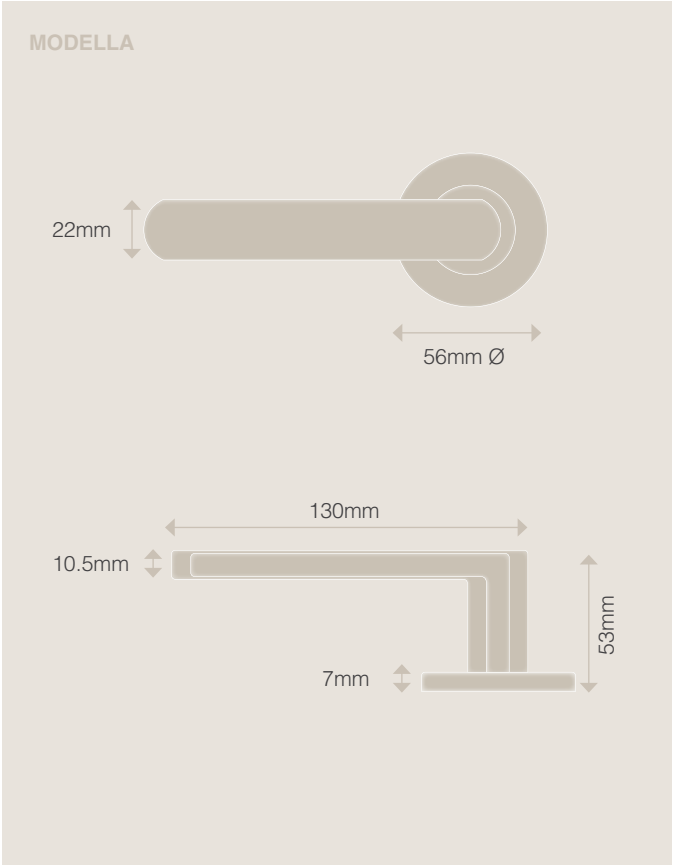
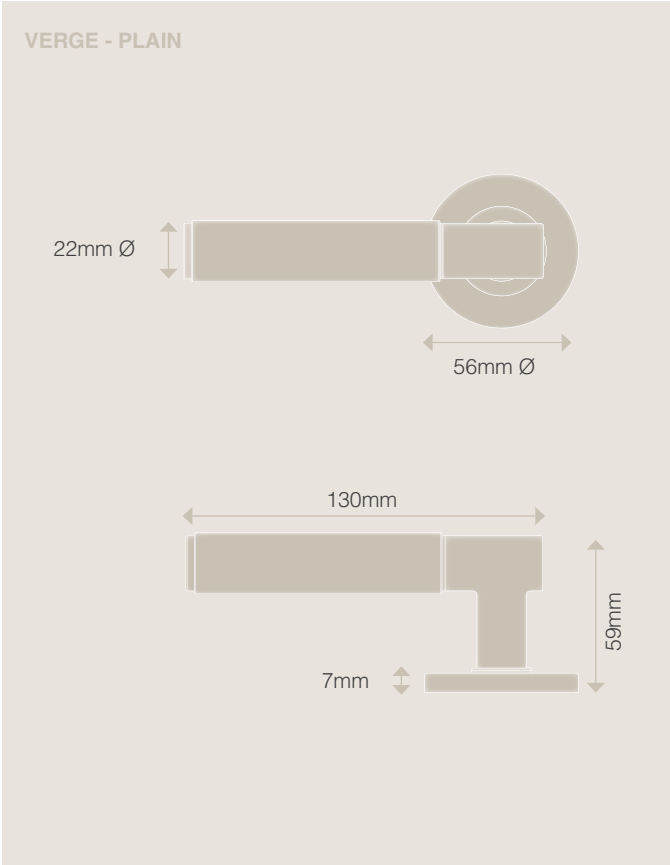
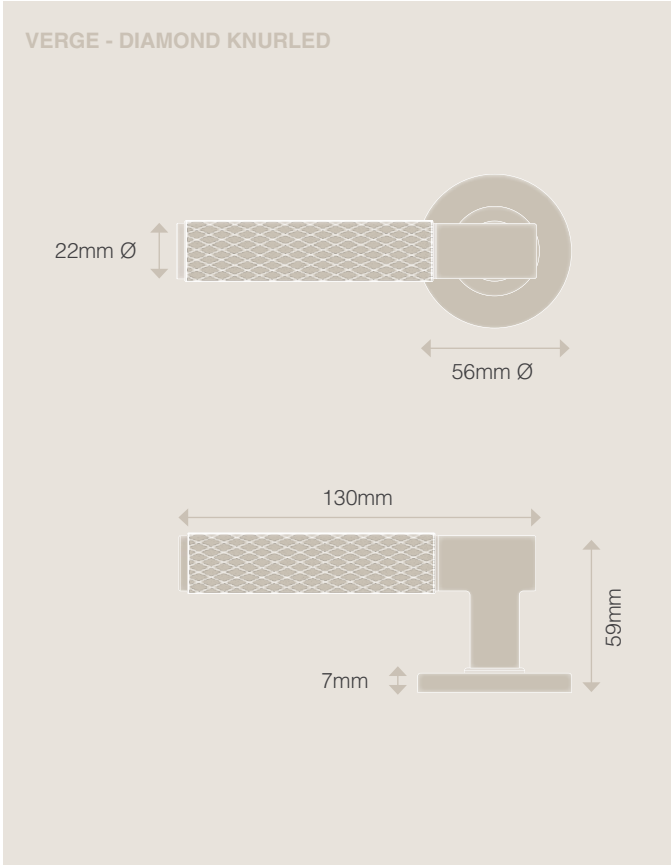
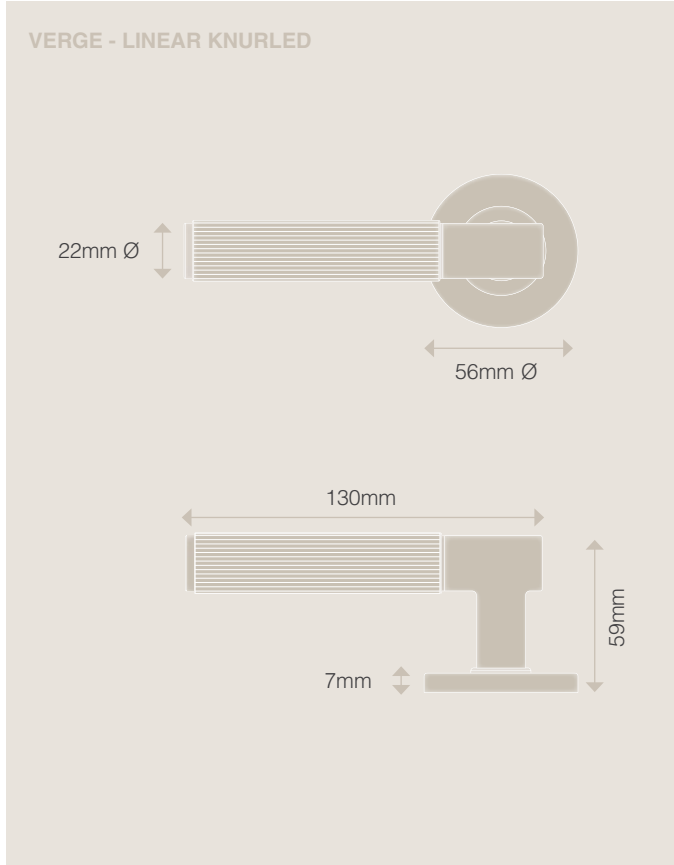
Finishes



Lead Times

<p>➤ STOCKED 1–2 DAY DELIVERY LEAD TIME</p> <p>This lead time applies to standard stocked products. Products with finishes in this category can be returned if they are complete, have not been used and are in original order and condition.</p>	<p>➤ SPECIAL 14 DAY PRODUCTION AND DELIVERY LEAD TIME</p> <p>This lead time applies to non-stocked bronze products and made to order products. The time allowance is conservative and products should be expected to arrive within 7–14 days. Our Internal Sales Team will provide you with an ETD upon order placement. Products and finishes in this category are non-returnable items as they are a special order.</p>
--	--

Product Dimensions






Traditional

Experience the essence of timeless sophistication with our collection of traditional door handles.

Meticulously forged and machined from premium solid brass, these handles are not only visually stunning but also built to last.

Embrace the charm and character that our traditional door handles bring, adding a touch of refined elegance to your home.



Camden Square Longplate Passage Set
Matt Black

Camden



- ROSE**
60mmØ knob
60mmØ rose

5071.....Knob Set
5072.....Passage Set
- SQUARE LONGPLATE**
60mmØ knob
152mm x 43mm x 10mm plate

5179..... Blank Plate
5137..... L57 Standard Keyhole Lever Set
5179-E48.. E48 Lever Set
5127..... Passage Set
5128..... P57 Privacy Set
5129..... E48 Euro Locking Set
- VICTORIAN LONGPLATE**
60mmØ knob
205mm x 49mm x 10mm plate

5073..... Blank Plate
5073L..... L57 Standard Keyhole Lever Set
5073-E48.. E48 Lever Set
5074..... Passage Set
5075..... P57 Privacy Set
5076..... E48 Euro Locking Set

Finishes:
AQ BLK PB SC Available in all special finishes refer to page 57

Sutton



- ROSE**
52mmØ knob
60mmØ rose

3010..... Knob Set
3011..... Passage Set
- SQUARE LONGPLATE**
52mmØ knob
152mm x 43mm x 10mm plate

3002..... Blank Plate
3002L..... L57 Standard Keyhole Lever Set
3002-E48.. E48 Lever Set
3013..... Passage Set
3014..... P57 Privacy Set
3015..... E48 Euro Locking Set
- VICTORIAN LONGPLATE**
52mmØ knob
205mm x 49mm x 10mm plate

3004..... Blank Plate
3003..... L57 Standard Keyhole Lever Set
3004-E48.. E48 Lever Set
3017..... Passage Set
3018..... P57 Privacy Set
3019..... E48 Euro Locking Set

Finishes:
AQ BLK PB SC Available in all special finishes refer to page 57

York



- ROSE**
60mmØ rose

 - 3009 Lever Set
 - 3021 Passage Set
- SQUARE LONGPLATE**
152mm x 43mm x 10mm plate

 - 3006 Blank Plate
 - 3006L L57 Standard Keyhole Lever Set
 - 3006-E48.. E48 Lever Set
 - 3006-P57.. P57 Lever Set
 - 3035 Passage Set
 - 3036 P57 Privacy Set
 - 3037 E48 Euro Locking Set

- VICTORIAN LONGPLATE**
205mm x 49mm x 10mm plate
- 3008 Blank Plate
 - 3007 L57 Standard Keyhole Lever Set
 - 3008-E48.. E48 Lever Set
 - 3039 Passage Set
 - 3040 P57 Privacy Set
 - 3041 E48 Euro Locking Set

Finishes:
AQ BLK PB SC Available in all special finishes refer to page 57

French Door Kit



- DOOR KIT**
7062 French Door Kit
- Includes:**
- > 3006L York L57 Standard Keyhole Lever Set
 - > 1107 Three Lever Mortice Lock
 - > Rebate Kit to suit 1109 Three Lever Mortice Lock
 - > 2x 5213 100mm Necked Barrel Bolts
- Features:**
- > Medium security Three Lever Lock (100 key differs)
 - > Easi-T latch reversal system (no need to open lock case to adjust)
 - > Adjustment tabs in striker to remove any door rattle
 - > Suits door thicknesses 38mm-42mm

Finishes:
AQ BLK PB SC



- FRENCH DOOR CATCHES**
- 5138 Teardrop
 - 5139 Square

Features & Benefits

- > Solid brass construction

> 25mm drillout

> Quick and easy installation

> Compatible with most existing mortice locks when retrofitting
- > Traditional exposed screws

> Available in four stocked finishes; Polished Brass, Satin Chrome and new Antique Brass and Matt Black

> Full range of accessories available in all finishes (to match AQ, use OR)

Technical Information

ROSE LEVER SET Includes Knobs/Levers only	LONGPLATE LEVER SET Includes Knobs/Levers only
ROSE PASSAGE SET Includes Knob/Lever Set and a Tubular Latch.*	LONGPLATE STANDARD KEYHOLE LEVER SET L57 Includes L57 Levers only
<i>*Knob Passage Sets come with a 1101 - 70mm b/s Lever Passage Sets come with a 1131 – 60mm b/s</i>	LONGPLATE LEVER SET E48 Includes E48 Levers only
	LONGPLATE PASSAGE SET Includes Knobs/Levers and 1101 Tubular Latch - 70mm b/s
	LONGPLATE PRIVACY SET P57 Includes P57 Knobs/Levers, 1110 Privacy Mortice and 8055 Privacy Turn & Release - 57mm b/s
	LONGPLATE EURO LOCKING SET E48 Includes E48 Knobs/Levers, 1115 Euro 48 Mortice and 1148 Key/Turn Cylinder - 57mm b/s

Lead Times

<div>STOCKED 1–2 DAY DELIVERY LEAD TIME</div> <div>This lead time applies to standard stocked products. Products with finishes in this category can be returned if they are complete, have not been used and are in original order and condition.</div>	<div>SPECIAL 14 DAY PRODUCTION AND DELIVERY LEAD TIME</div> <div>This lead time applies to non-stocked bronze products and made to order products. The time allowance is conservative and products should be expected to arrive within 7–14 days. Our Internal Sales Team will provide you with an ETD upon order placement. Products and finishes in this category are non-returnable items as they are a special order.</div>
---	---

Warranty


At Windsor we stand behind the quality of our products and are pleased to offer a 15 year mechanical warranty on all products in the Traditional range.

Warranty on finishes will be at Windsor's discretion.




Finishes


STOCKED




Antique Brass
AQ



Matt Black
BLK




Polished Brass
PB




Satin Chrome
SC


SPECIAL / LIVING




Dark Roman Brass
DRB




Natural Bronze
NB




Oil Rubbed Bronze
OR



Roman Brass
RB




Unlacquered Brass
UB




Unlacquered Satin Brass
USB

SPECIAL / GLOSS LACQUERED




Antique Bronze
AB

SPECIAL / MATT LACQUERED



Matt Satin Brass
MSB

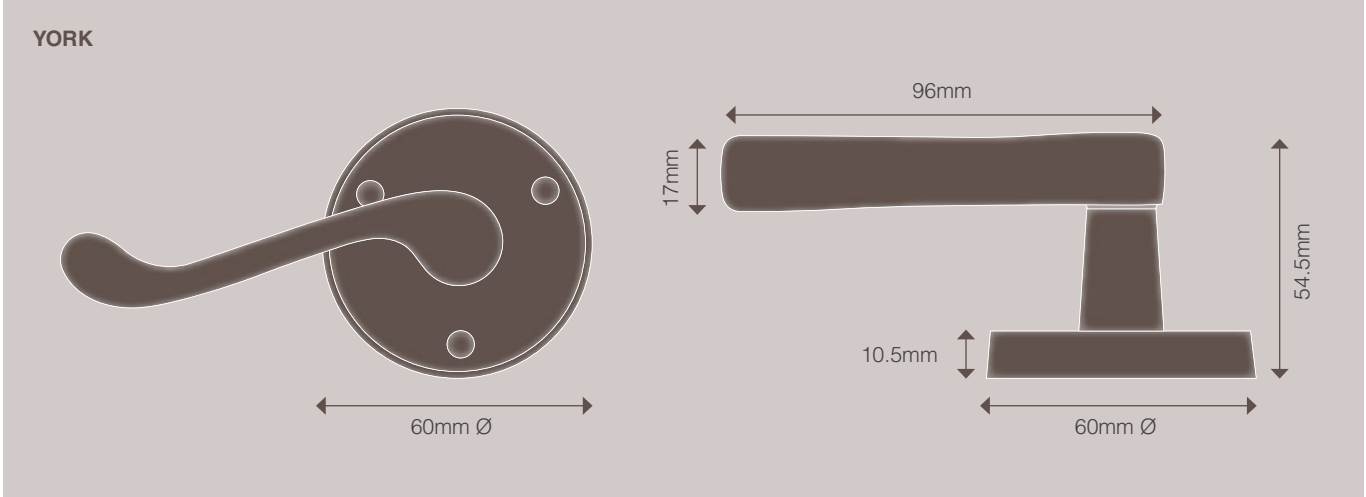
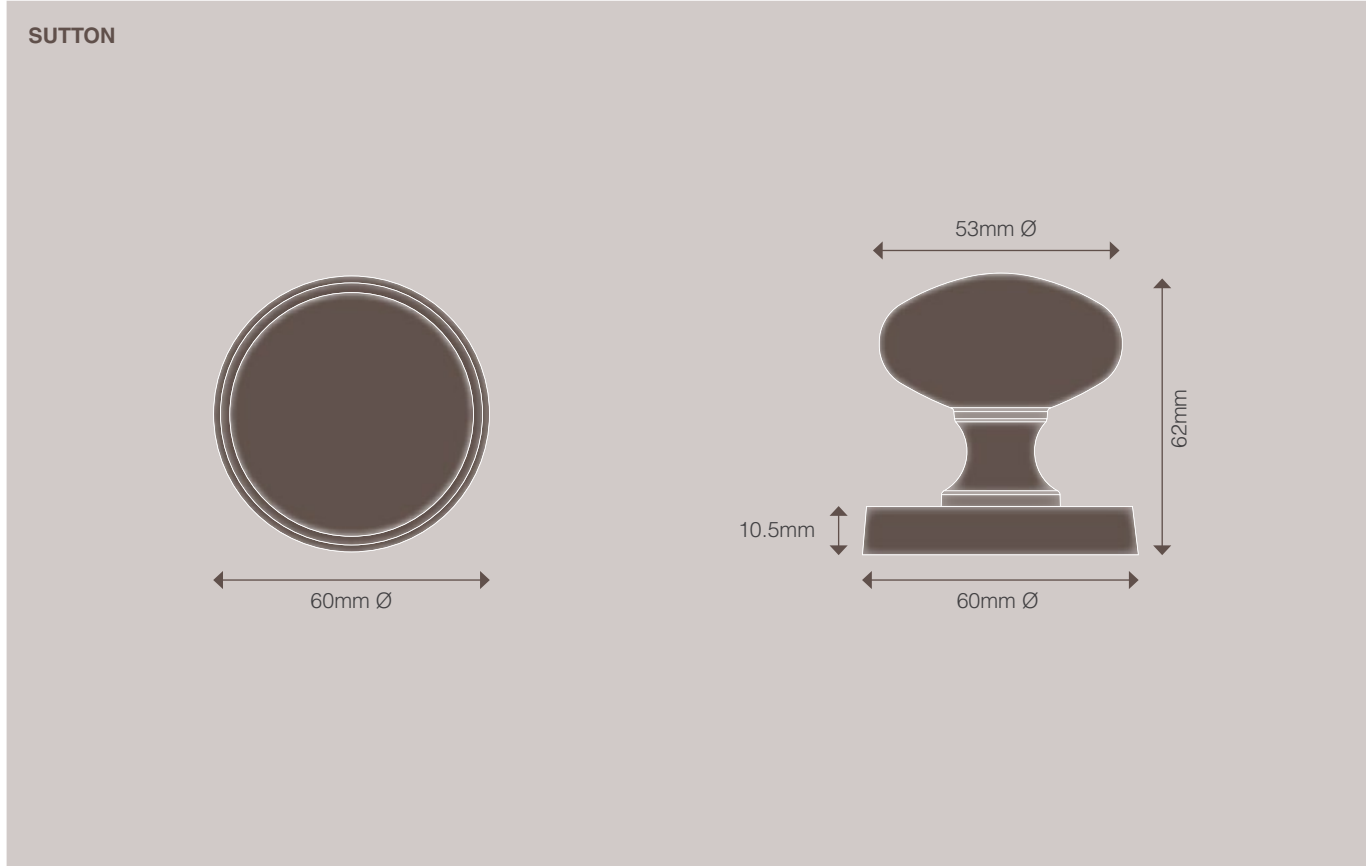
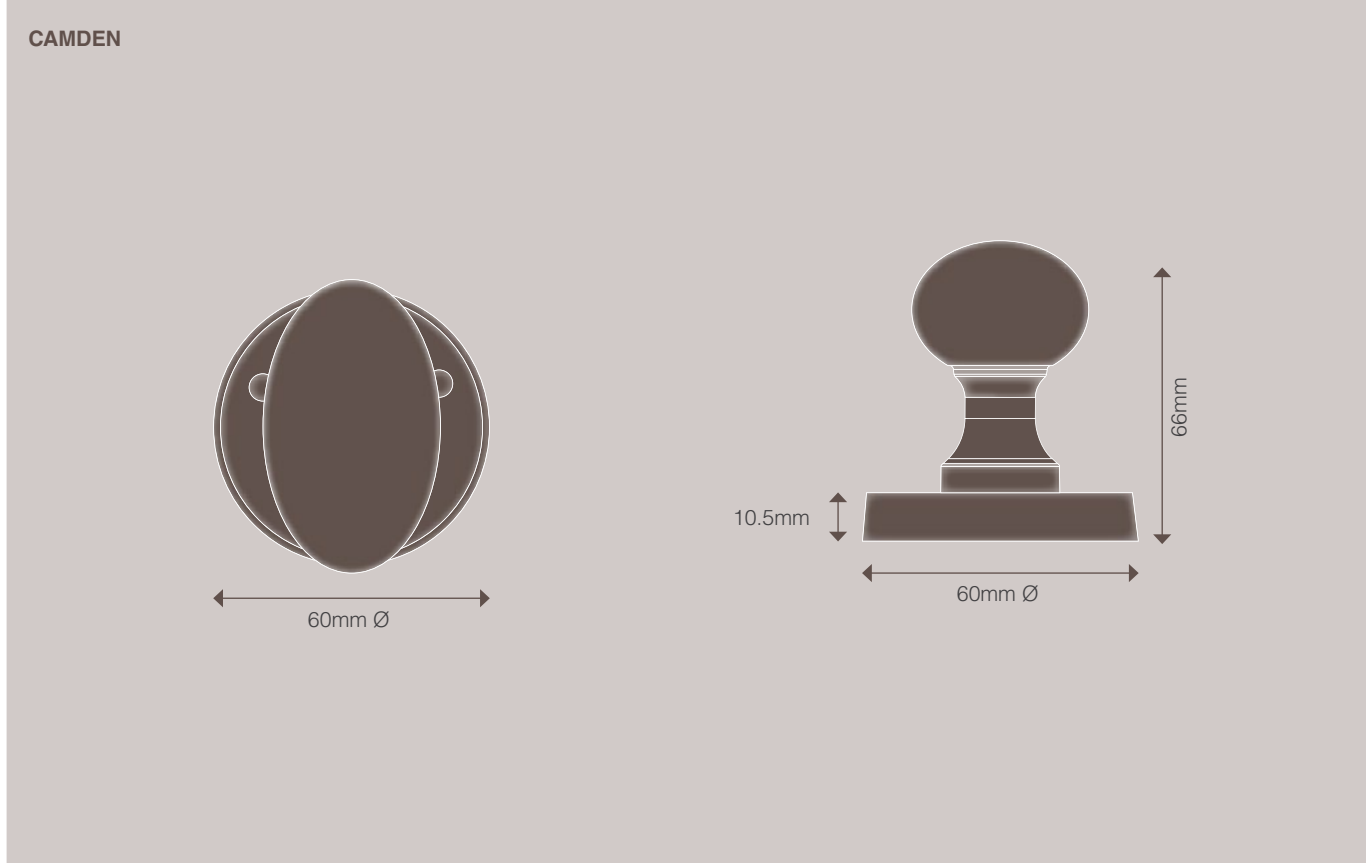
SPECIAL / POWDERCOAT



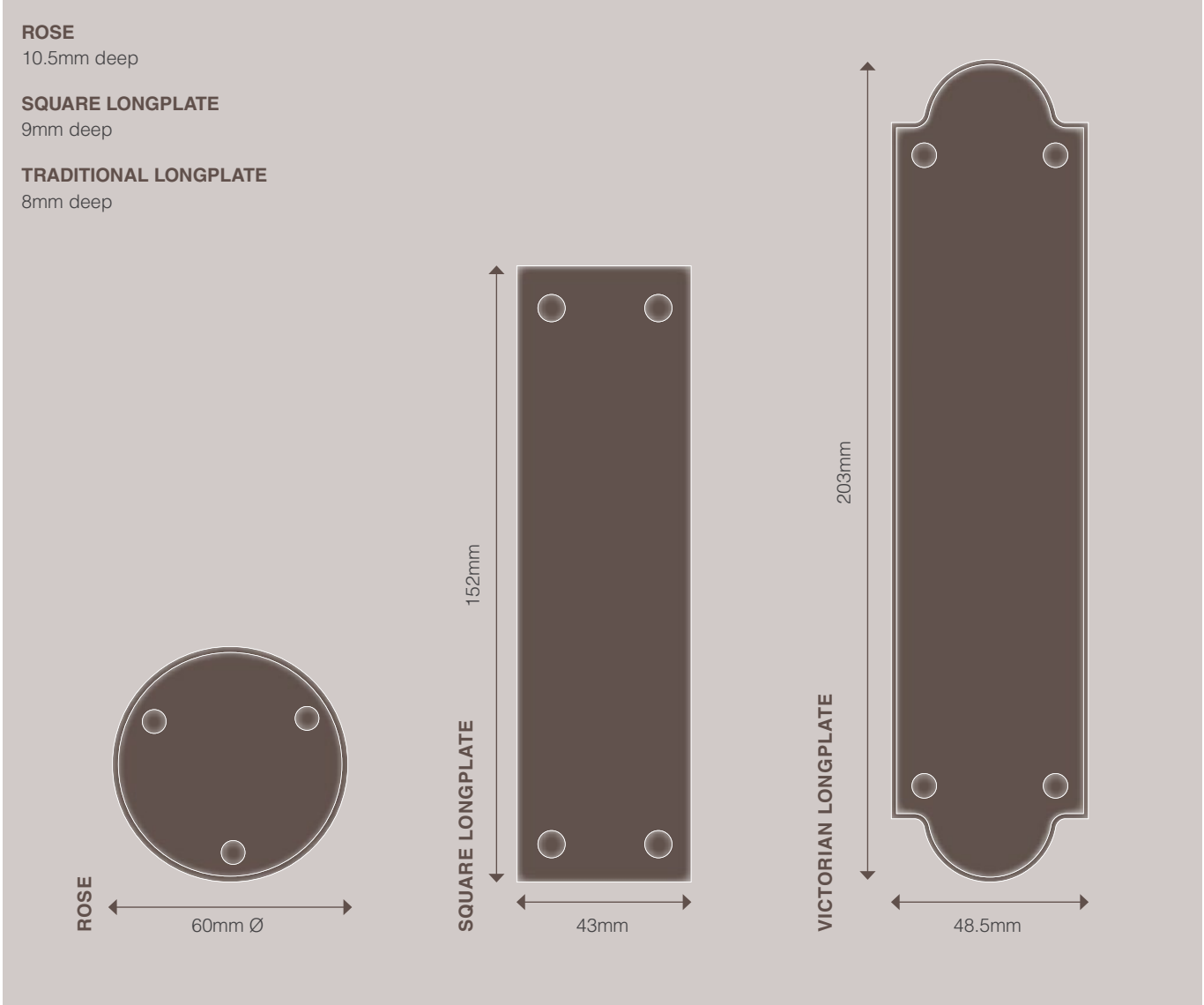
Powdercoat
PC

> Colours are from the NZ Dulux Powders Range

Product Dimensions



Backing Options






Astron

The Astron and Architectural ranges have merged under the common name of “Astron” in a new consolidated range.

It now features four lever styles that are ergonomically designed to suit the contours of your hand and architecturally inspired finishing touches, including the new Matt Black finish.


Astron is now complete with our Windsor designed rapidFIT installation system, increasing both install speed and overall strength and durability on the door.




Vector Passage Set
Brushed Nickel

Qube

NEW



BLK



BN

57mm Ø rose

7058..... Lever Set

7058D..... Dummy Lever (non-handed)

7059..... Passage Set


7195..... Privacy Set – Integrated

7060..... Privacy Set – Separate


7085..... E85 Entrance Set

Vector

NEW



BLK



BN

57mm Ø rose

7106..... Lever Set

7106D..... Dummy Lever (non-handed)

7107..... Passage Set

7196..... Privacy Set – Integrated

7108..... Privacy Set – Separate

7110..... E85 Entrance Set

Finishes:


BLK

BN

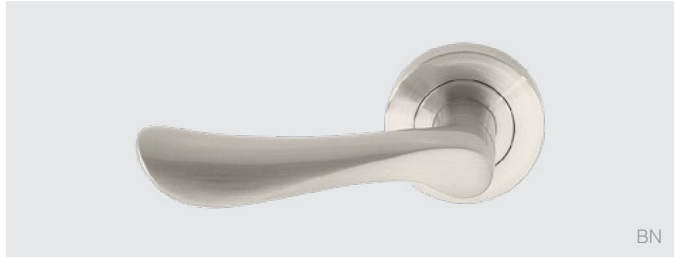
PC

Juno

NEW



BLK



BN

57mm Ø rose

7019..... Lever Set

7019LD..... Dummy Lever – LH

7019RD..... Dummy Lever – RH

7036..... Passage Set


7192..... Privacy Set – Integrated

7037..... Privacy Set – Separate

7081..... E85 Entrance Set

Apollo

NEW



BLK



BN

57mm Ø rose

7015..... Lever Set

7015LD..... Dummy Lever – LH

7015RD..... Dummy Lever – RH

7033..... Passage Set

7191..... Privacy Set – Integrated

7034..... Privacy Set – Separate

7080..... E85 Entrance Set

Finishes:

BLK

BN

PC

> Available with standard or magnetic latches. To upgrade any passage or separate privacy set to magnetic latches simply add an 'M' to the end of the existing 4 digit code.

Qube Elite

NEW



BLK



BN

57mm square rose

7421..... Lever Set

7421D..... Dummy Lever (non-handed)

7422..... Passage Set

7425..... Privacy Set – Integrated

7423..... Privacy Set – Separate

7424..... E85 Entrance Set

Vector Elite

NEW



BLK



BN

57mm square rose

7431..... Lever Set

7431D..... Dummy Lever (non-handed)

7432..... Passage Set

7435..... Privacy Set – Integrated

7433..... Privacy Set – Separate

7434..... E85 Entrance Set

Finishes:

BLK

BN

PC

Qube Elite Longplate

NEW



BLK

240mm x 45mm x 10mm plate

7420..... Lever Set

7420LD..... Dummy Lever – LH

7420RD..... Dummy Lever – RH

7426..... Passage Set

7427..... P85 Privacy Set

7428..... E85 Entrance Set

7420-E85..... E85 Lever Set

Vector Elite Longplate



BN

240mm x 45mm x 10mm plate

7430..... Lever Set

7430LD..... Dummy Lever – LH

7430RD..... Dummy Lever – RH

7436..... Passage Set

7437..... P85 Privacy Set

7438..... E85 Entrance Set

7430-E85..... E85 Lever Set

Finishes:

BLK

BN

PC

> Available with standard or magnetic latches. To upgrade any passage or separate privacy set to magnetic latches simply add an 'M' to the end of the existing 4 digit code.

Door Furniture

Astron

Features & Benefits

- > Designed for comfort
- > Can be used externally
- > Small 57mm rose with concealed fixings
- > Screw-on rose
- > Solid zinc alloy construction
- > Matching accessories available
- > Windsor designed rapidFIT installation system

- > Suits 48mm drillout
- > 60mm backset (70mm backset available upon request)
- > Round rose, square rose and longplate options



HANDING FOR SINGLE/DUMMY HANDLES



Technical Information

ROSE LEVER SET

Includes Levers only

ROSE DUMMY LEVER

Includes Lever and 1152 Dummy Mount

ROSE PASSAGE SET

Includes Levers and 1131 Tubular Latch - 60mm b/s

ROSE PRIVACY SET – INTEGRATED

Includes Levers and 1358 Integrated Privacy Latch - 60mm b/s

ROSE PRIVACY SET – SEPARATE

Includes Levers, 1131 Tubular Latch and 9034/9044 Privacy Bolt, Turn and Escape - 60mm b/s

ROSE ENTRANCE SET

Includes Levers, 1143 Euro Mortice Lock, 9035/9045 Escutcheons and 1148 Euro Cylinder and Turn

LONGPLATE LEVER SET

Includes Levers only

LONGPLATE DUMMY LEVER

Includes single LH or RH Lever and 1152 Dummy Mount

LONGPLATE PASSAGE SET

Includes Levers and 1131 Tubular Latch - 60mm b/s

LONGPLATE PRIVACY SET P85

Includes P85 Levers, 1131 Tubular Latch, 1120 Privacy Bolt and 8055 Turn and Escape -60mm b/s

LONGPLATE ENTRANCE SET E85

Includes E85 Levers, 1143 Euro Mortice Lock and 1148 Euro Cylinder and Turn - 60mm b/s

Lead Times

STOCKED 1–2 DAY DELIVERY LEAD TIME

This lead time applies to standard stocked products. Products with finishes in this category can be returned if they are complete, have not been used and are in original order and condition.

SPECIAL 14 DAY PRODUCTION AND DELIVERY LEAD TIME

This lead time applies to non-stocked powdercoat products and made to order products. The time allowance is conservative and products should be expected to arrive within 7–14 days. Our Internal Sales Team will provide you with an ETD upon order placement. Products and finishes in this category are non-returnable items as they are a special order.

Warranty

At Windsor we stand behind the quality of our products and are pleased to offer a 15 year mechanical warranty on all products in the Astron range.

Warranty on finishes will be at Windsor's discretion.

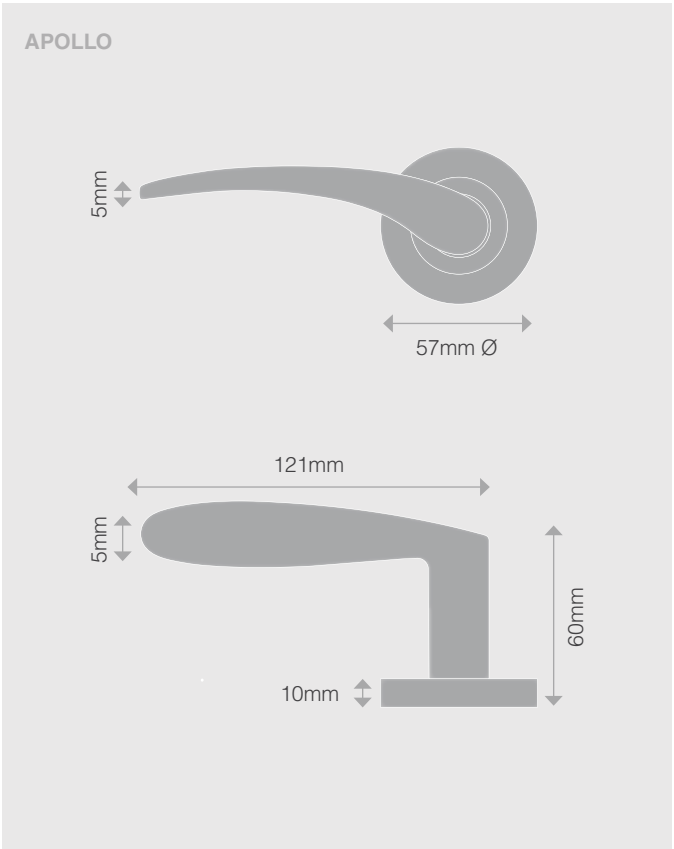
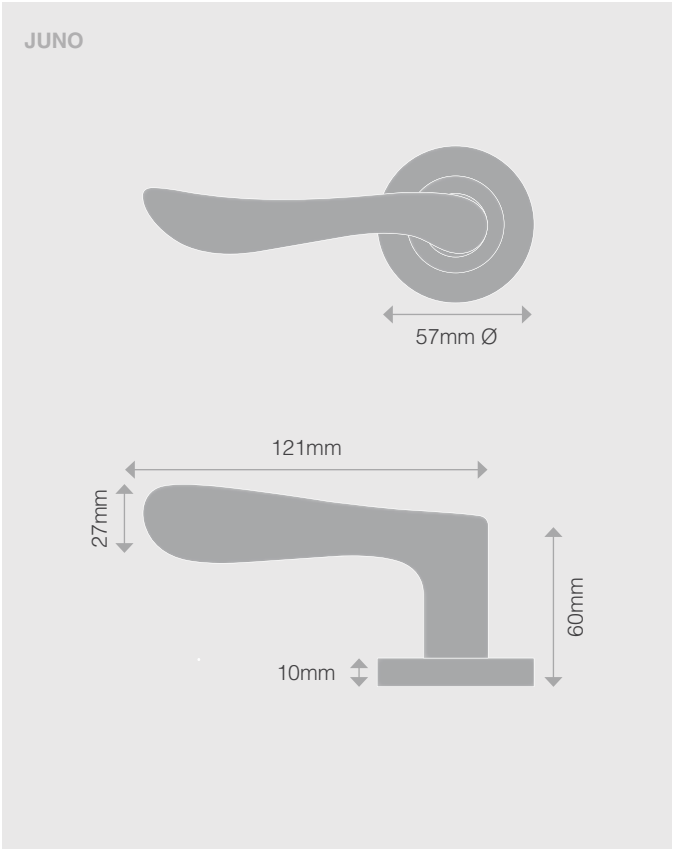
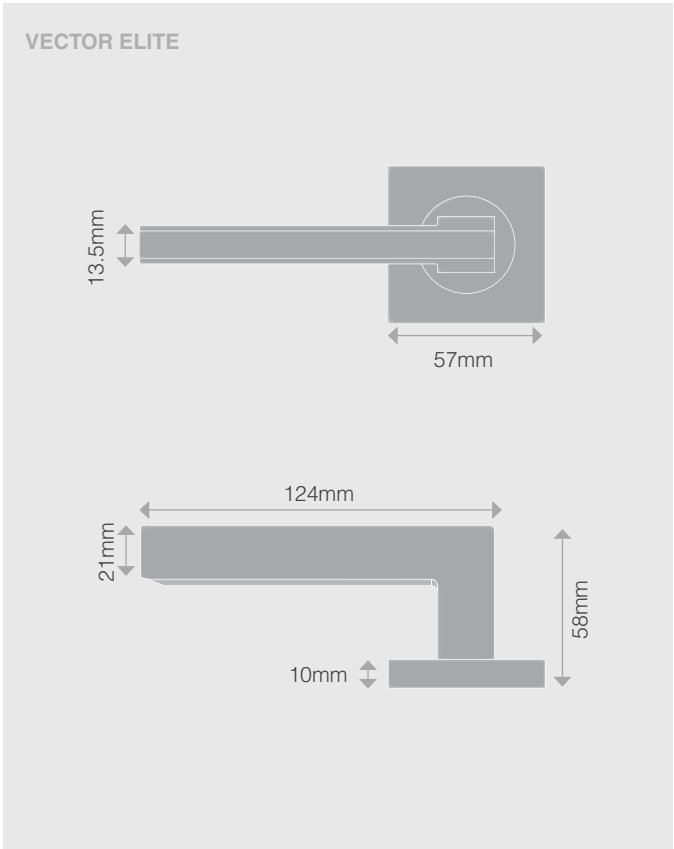
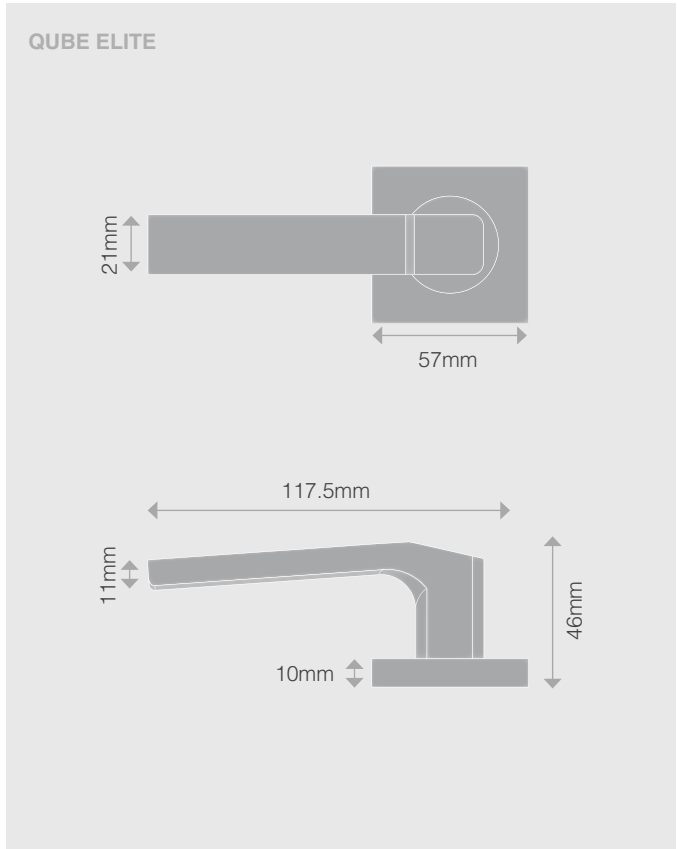
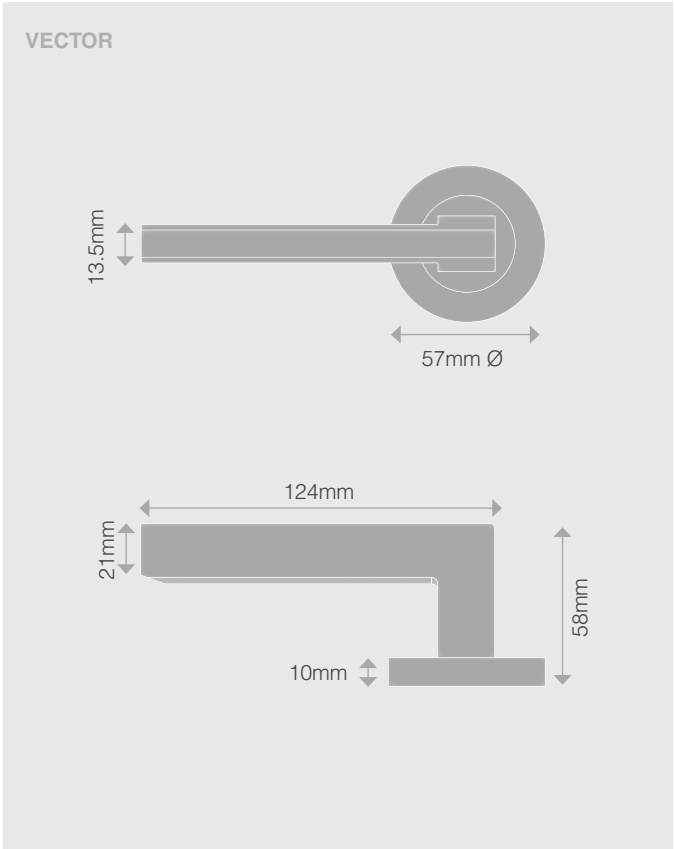
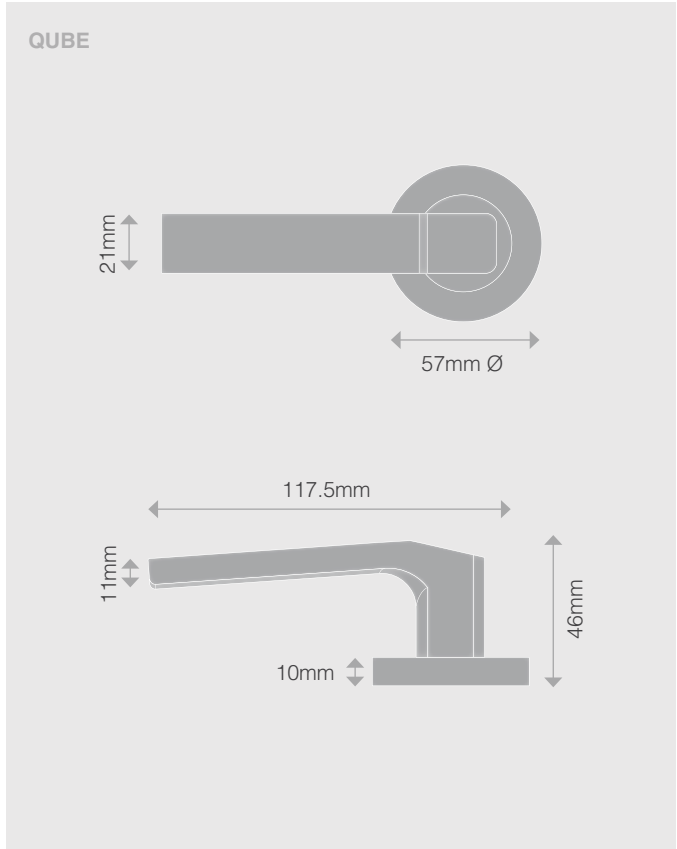


Qube Integrated Privacy Set
Brushed Nickel



Qube Elite Longplate Passage Set
Matt Black

Product Dimensions



Backing Options

- ROUND ROSE
10mm deep
- SQUARE ROSE
10mm deep
- LONGPLATE
10mm deep




* Qube and Vector available in all three backing options.
Juno and Apollo available in round rose.

Galaxy

The Galaxy range represents a contemporary selection of modern lever designs, mixing clean lines with radiused edging for maximum user comfort.

Galaxy is complete with our Windsor designed rapidFIT installation system, increasing both install speed and overall strength and durability on the door.



Phoenix Privacy Set – Integrated
Graphite Nickel

Pegasus



- 57mm Ø rose
- 7201..... Lever Set
 - 7201D..... Dummy Lever (non-handed)
 - 7202..... Passage Set
 - 7205..... Privacy Set – Integrated
 - 7203..... Privacy Set – Separate
 - 7204..... Entrance Set

Finishes:

BLK BN GN PC

Pegasus Elite




- 57mm square rose
- 7211..... Lever Set
 - 7211D..... Dummy Lever (non-handed)
 - 7212..... Passage Set
 - 7215..... Privacy Set – Integrated
 - 7213..... Privacy Set – Separate
 - 7214..... Entrance Set

Finishes:

BLK BN GN PC

› Available with standard or magnetic latches. To upgrade any passage or separate privacy set to magnetic latches simply add an 'M' to the end of the existing 4 digit code.

Phoenix



- 57mm Ø rose
- 7221..... Lever Set
 - 7221D..... Dummy Lever (non-handed)
 - 7222..... Passage Set
 - 7225..... Privacy Set – Integrated
 - 7223..... Privacy Set – Separate
 - 7224..... Entrance Set

Finishes:

BLK BN GN PC

Phoenix Elite



- 57mm square rose
- 7231..... Lever Set
 - 7231D..... Dummy Lever (non-handed)
 - 7232..... Passage Set
 - 7235..... Privacy Set – Integrated
 - 7233..... Privacy Set – Separate
 - 7234..... Entrance Set

Finishes:

BLK BN GN PC

› Available with standard or magnetic latches. To upgrade any passage or separate privacy set to magnetic latches simply add an 'M' to the end of the existing 4 digit code.

Features & Benefits

- > Designed for comfort

> Can be used externally

> Small 57mm rose with concealed fixings

> Screw-on rose only for round rose

> Complete house packages available in Graphite Nickel, Brushed Nickel and Matt Black finishes
- > Solid zinc alloy construction

> Matching accessories available

> Windsor designed rapidFIT installation system

> Suits 48mm drillout

> 60mm backset (70mm backset available upon request)



Technical Information

LEVER SET

Includes Levers only

DUMMY LEVER

Includes single Lever and 1152 Dummy Mount

PASSAGE SET

Includes Levers and 1357 Tubular Latch - 60mm b/s

PRIVACY SET - INTEGRATED

Includes Levers and 1358 Integrated Privacy Latch - 60mm b/s

PRIVACY SET - SEPARATE

Includes Levers, 1357 Tubular Latch and 9034/9044 Privacy Set - 60mm b/s

ENTRANCE SET E85

Includes Levers, 1143 Euro Mortice Lock, 9035/9045 Escutcheons and 1148 Euro Cylinder & Turn - 60mm b/s

Lead Times

STOCKED 1-2 DAY DELIVERY LEAD TIME

This lead time applies to standard stocked products. Products with finishes in this category can be returned if they are complete, have not been used and are in original order and condition.

SPECIAL 14 DAY PRODUCTION AND DELIVERY LEAD TIME

This lead time applies to non-stocked powdercoat products and made to order products. The time allowance is conservative and products should be expected to arrive within 7-14 days. Our Internal Sales Team will provide you with an ETA upon order placement. Products and finishes in this category are non-returnable items as they are a special order.

Warranty

At Windsor we stand behind the quality of our products and are pleased to offer a 15 year mechanical warranty on all products in the Galaxy range.

Warranty on finishes will be at Windsor's discretion.



Phoenix Integrated Privacy Set
Matt Black



Phoenix Passage Set
Brushed Nickel



Pegasus Passage Set
Graphite Nickel

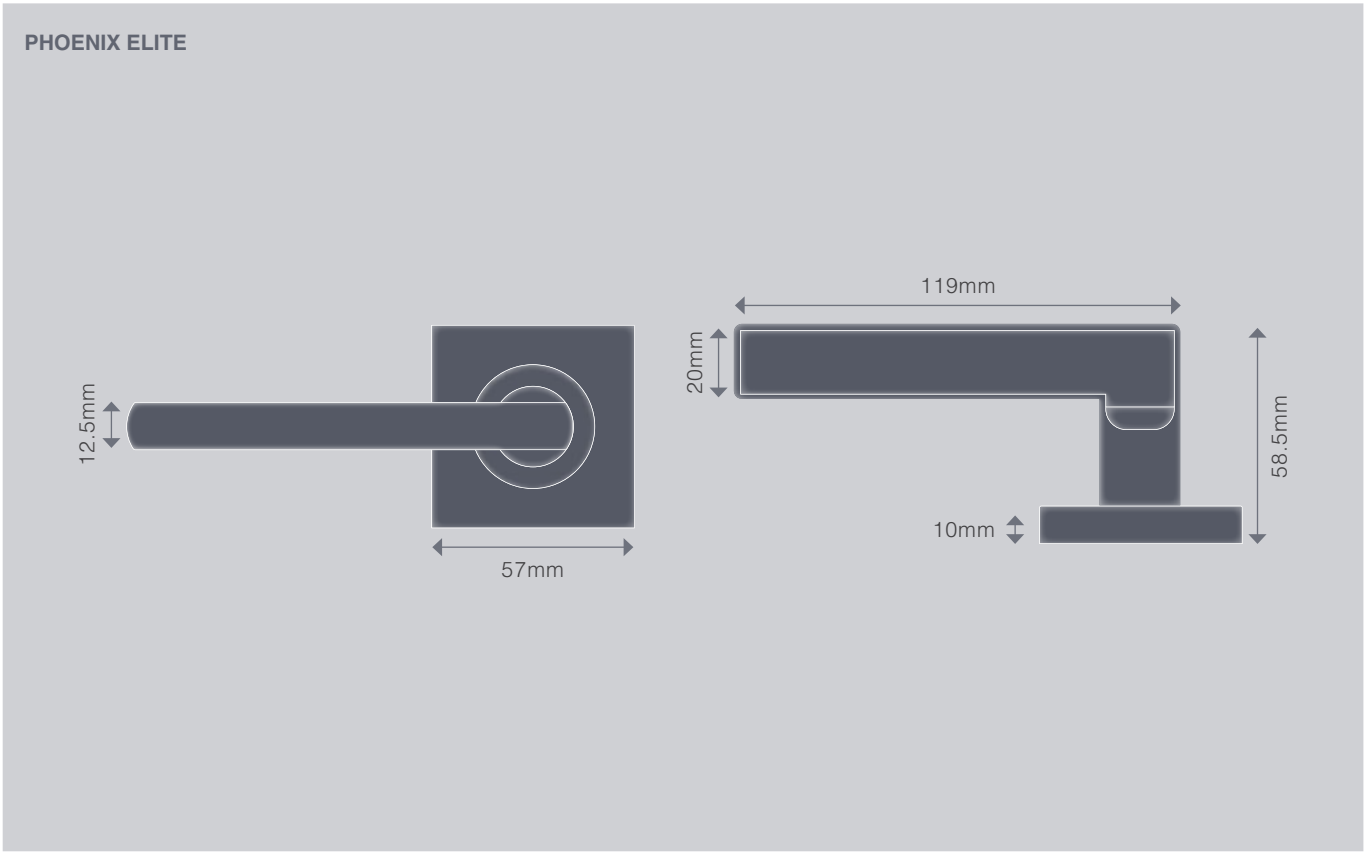
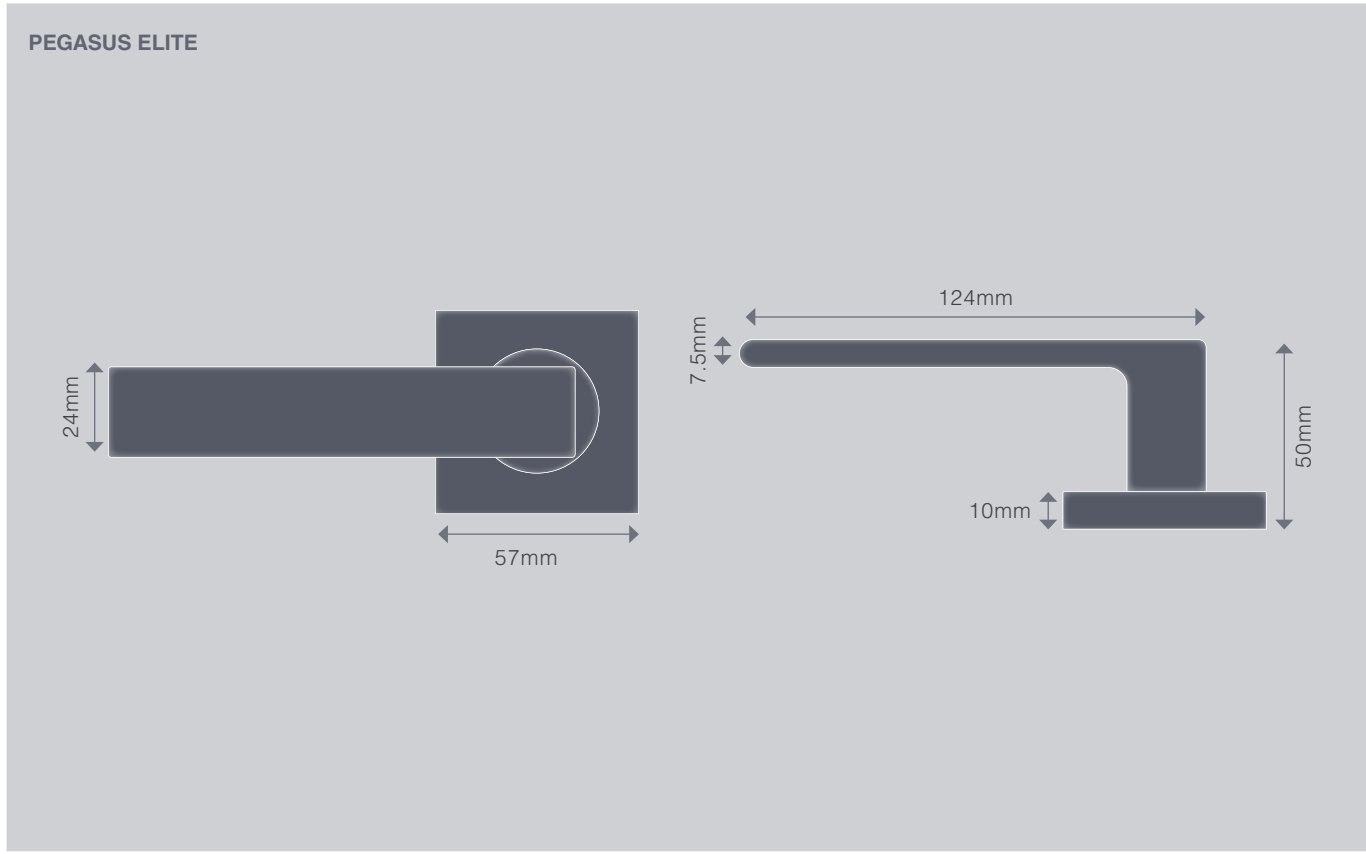
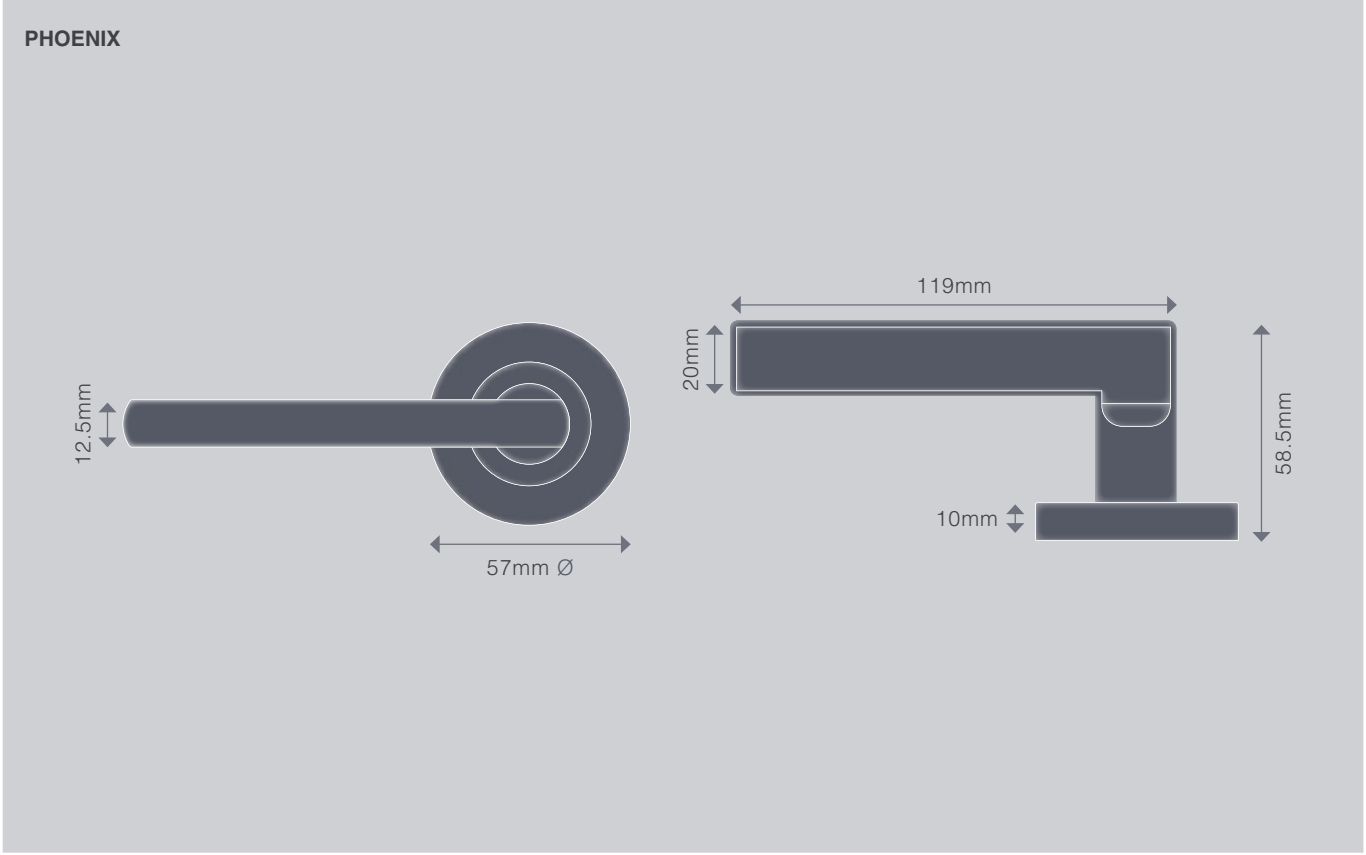
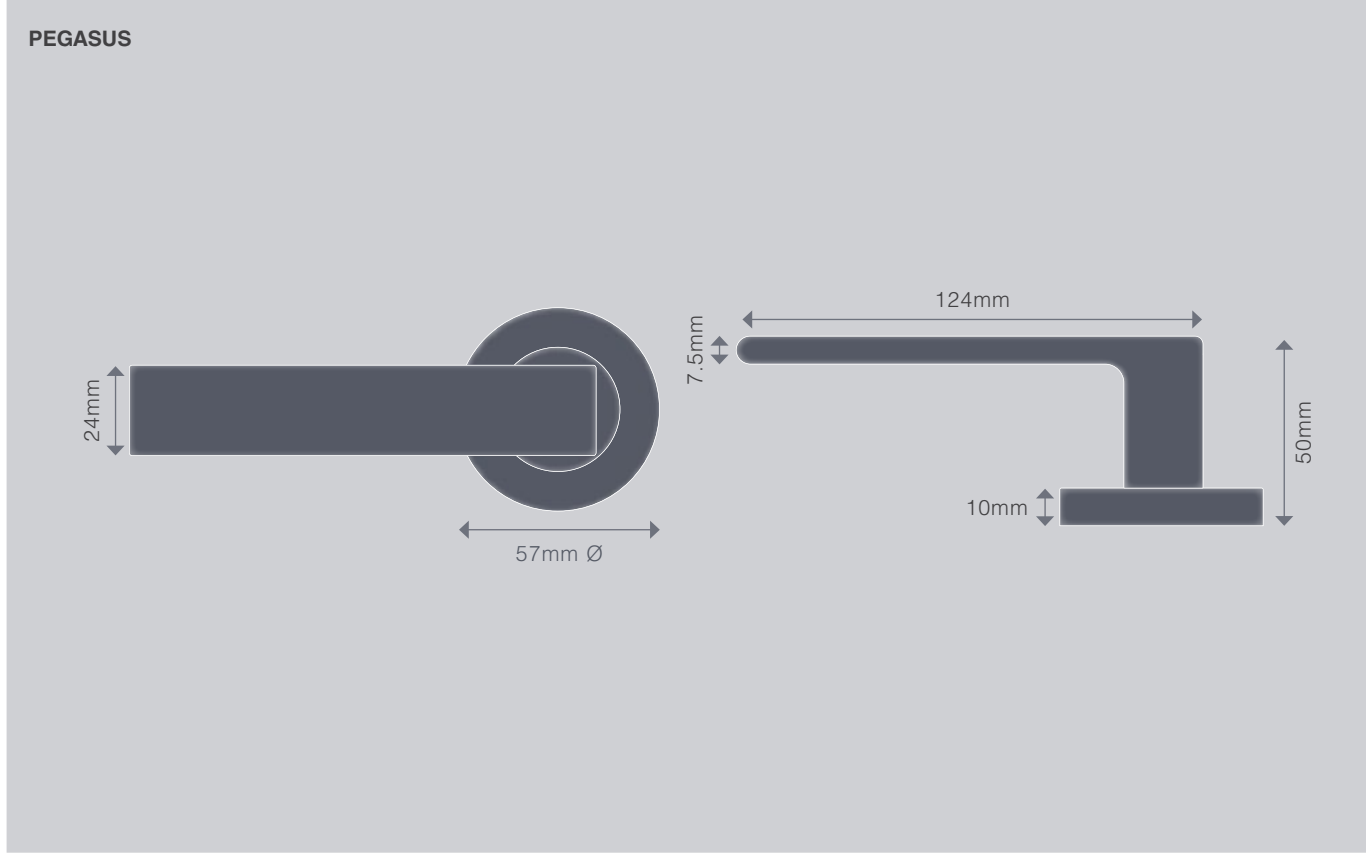


Phoenix Passage Set
Graphite Nickel



Pegasus Passage Set
Graphite Nickel


Product Dimensions



Futura


The Futura range combines the latest European designs with modern finishes and is constructed from solid aluminium.

Futura is complete with our Windsor designed rapidFIT installation system, increasing both install speed and overall strength and durability on the door.



Apex Privacy Set – Separate
Matt Black

Apex



- 57mm Ø rose
- 9018..... Lever Set
 - 9018D..... Dummy Lever (non-handed)
 - 9019..... Passage Set
 - 9051..... Privacy Set – Integrated
 - 9020..... Privacy Set – Separate
 - 9021..... Locking Set

Finishes:

BLK BN

Corbel



- 57mm Ø rose
- 9022..... Lever Set
 - 9022D..... Dummy Lever (non-handed)
 - 9023..... Passage Set
 - 9052..... Privacy Set – Integrated
 - 9024..... Privacy Set – Separate
 - 9025..... Locking Set

Finishes:

BLK BN

Apex Elite



- 57mm square rose
- 9036..... Lever Set
 - 9036D..... Dummy Lever (non-handed)
 - 9037..... Passage Set
 - 9055..... Privacy Set – Integrated
 - 9038..... Privacy Set – Separate
 - 9039..... Locking Set

Finishes:

BLK BN

Corbel Elite




- 57mm square rose
- 9040..... Lever Set
 - 9040D..... Dummy Lever (non-handed)
 - 9041..... Passage Set
 - 9056..... Privacy Set – Integrated
 - 9042..... Privacy Set – Separate
 - 9043..... Locking Set

Finishes:

BLK BN

Solar




- 57mm Ø rose
- 9058..... Lever Set
 - 9058D..... Dummy Lever (non-handed)
 - 9059..... Passage Set
 - 9061..... Privacy Set – Integrated
 - 9060..... Privacy Set – Separate
 - 9057..... Locking Set

Finishes:

BLK BN

Helix



- 57mm Ø rose
- 9030..... Lever Set
 - 9030LD..... Dummy Lever – LH
 - 9030RD..... Dummy Lever – RH
 - 9031..... Passage Set
 - 9054..... Privacy Set – Integrated
 - 9032..... Privacy Set – Separate
 - 9033..... Locking Set

Finishes:

BLK BN

> Available with standard or magnetic latches. To upgrade any passage or separate privacy set to magnetic latches simply add an 'M' to the end of the existing 4 digit code.

> Available with standard or magnetic latches. To upgrade any passage or separate privacy set to magnetic latches simply add an 'M' to the end of the existing 4 digit code.

Features & Benefits

- > Designed for comfort

> Small 57mm rose with concealed fixings

> Screw-on rose only for round rose

> Complete house packages available in Brushed Nickel and Matt Black finishes

> Windsor designed rapidFIT installation system

> Suits 48mm drillout
- > 60mm backset (70mm backset available upon request)

> Not for external use

> Round and square rose available



HANDING FOR SINGLE/DUMMY HANDLES



Technical Information

LEVER SET

Includes Levers only

DUMMY SET

Includes single Lever and 1152 Dummy Mount

PASSAGE SET

Includes Levers and 1357 Tubular Latch - 60mm b/s

PRIVACY SET - INTEGRATED

Includes Levers and 1358 Tubular Privacy Latch - 60mm b/s

PRIVACY SET - SEPARATE

Includes Levers, 1357 Tubular Latch and 9034/9044 Privacy Set - 60mm b/s

LOCKING SET

Includes Levers, 1143 Euro Mortice Lock, 9035/9045 Escutcheons and 1148 Euro Cylinder & Turn - 60mm b/s

Lead Times

STOCKED 1-2 DAY DELIVERY LEAD TIME

This lead time applies to standard stocked products. Products with finishes in this category can be returned if they are complete, have not been used and are in original order and condition.

Warranty

At Windsor we stand behind the quality of our products and are pleased to offer a 10 year mechanical warranty on all products in the Futura range.

Warranty on finishes will be at Windsor's discretion.



Apex Privacy Set – Integrated
Brushed Nickel



Solar Passage Set
Brushed Nickel



Helix Passage Set
Brushed Nickel

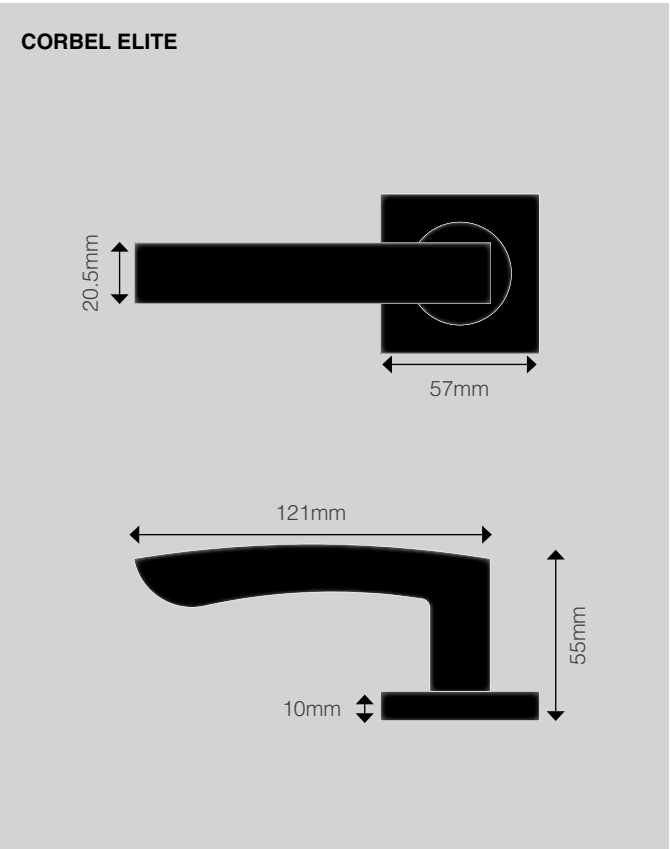
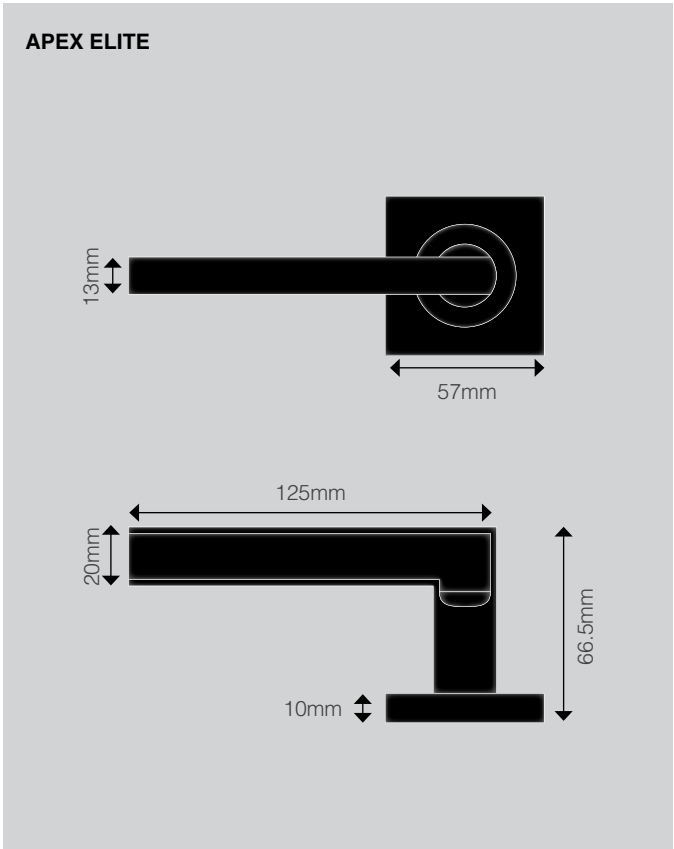
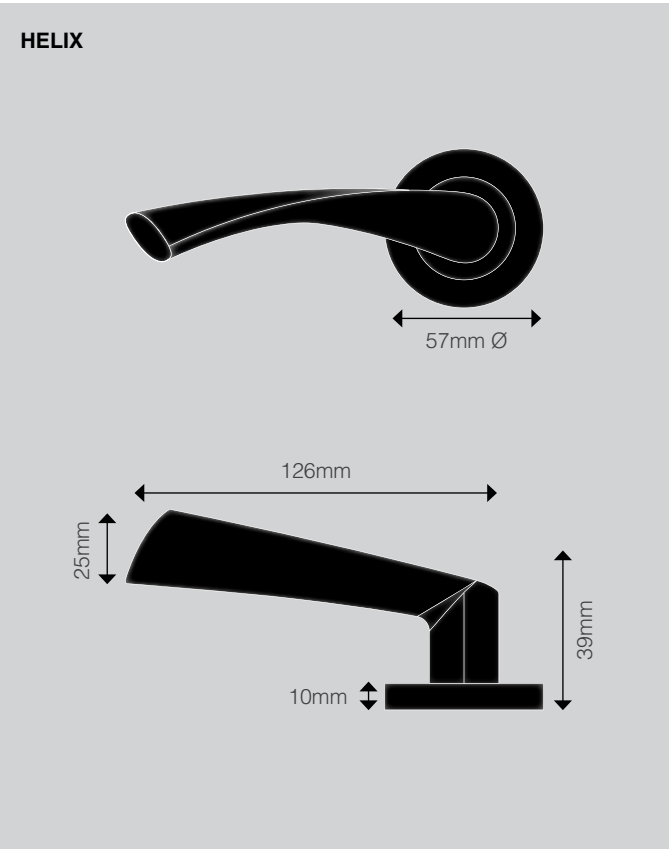
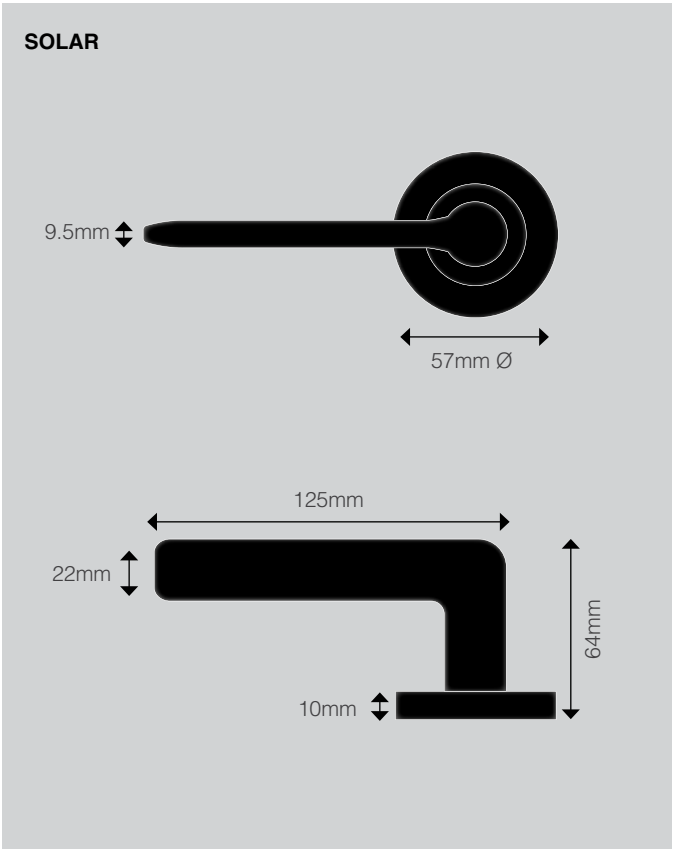
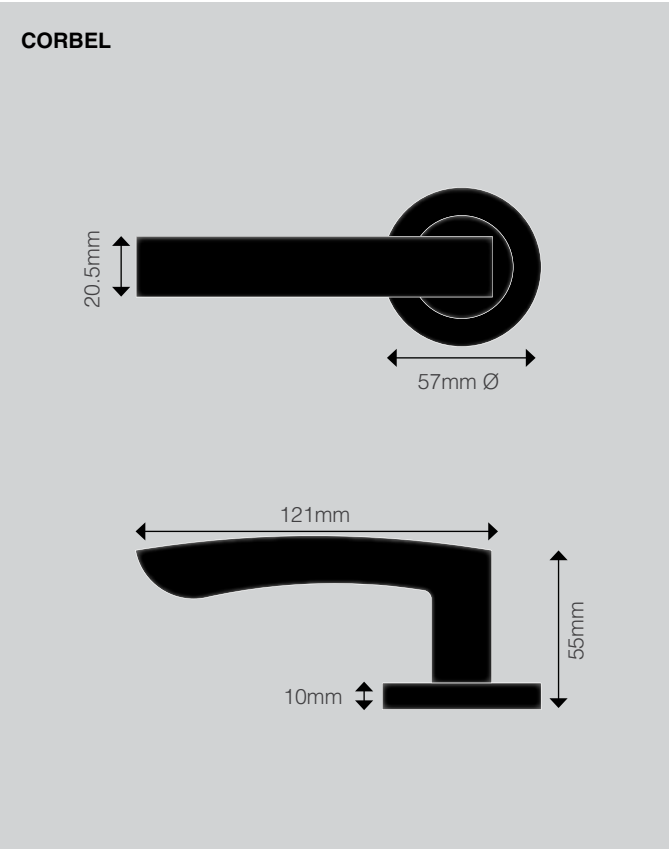
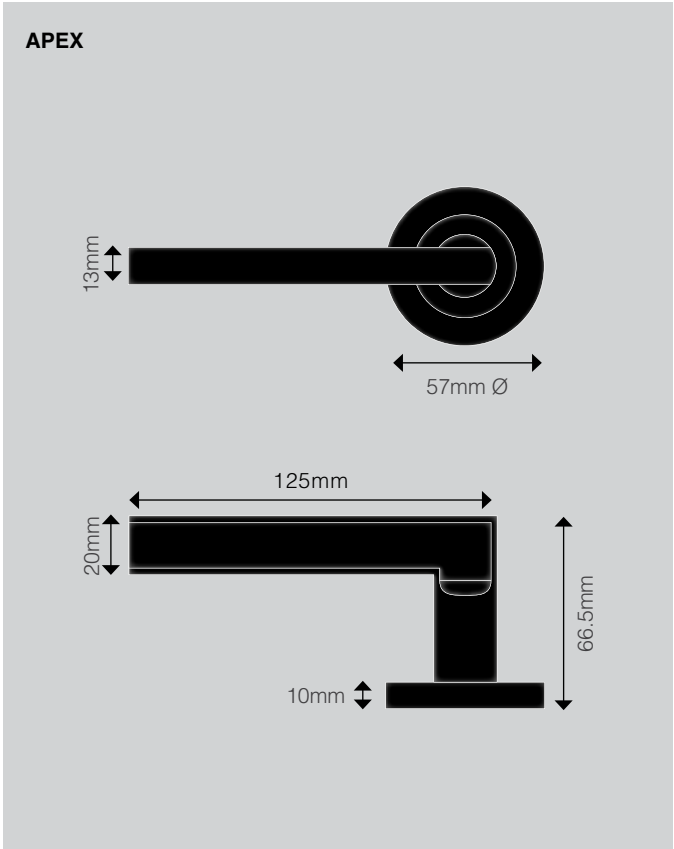


Apex Privacy Set – Separate
Matt Black



Apex Elite Passage Set
Brushed Nickel

Product Dimensions



Halo

The Halo range has been designed as the ideal solution to retrofitting projects with the 67mm rose perfectly covering any 54mm holes in the door, achieving a smart and contemporary look on original doors.

It is constructed from solid aluminium and fitted with a strong spring mechanism, which gives you a positive feel on the door and built to last the distance.



Hydra Passage Set
Graphite Nickel

Hydra



- 67mm Ø rose – 60mm b/s
9201DDummy Lever (non-handed)
9202Passage Set
9205Privacy Set – Integrated
- 67mm Ø rose – 70mm b/s
9207Passage Set
9208Privacy Set – Integrated
- 70mm Ø rose
60–70mm adjustable b/s
9101Key/Turn Entrance Set

Finishes:
BLK BN GN

Orion



- 67mm Ø rose – 60mm b/s
9211DDummy Lever (non-handed)
9212Passage Set
9215Privacy Set – Integrated
- 67mm Ø rose – 70mm b/s
9217Passage Set
9218Privacy Set – Integrated

Finishes:
BLK BN GN

Polaris



- 67mm Ø rose – 60mm b/s
9221DDummy Lever (non-handed)
9222Passage Set
9225Privacy Set – Integrated
- 67mm Ø rose – 70mm b/s
9227Passage Set
9228Privacy Set – Integrated

Finishes:
BLK BN GN

Door Furniture

Halo

Features & Benefits

- > Large press-on 67mm Ø rose

> Ideal for both new builds and retrofitting applications

> Concealed fixings

> Complete house packages available in Brushed Nickel, Graphite Nickel and Matt Black finishes

> Single direction lever action
- > Suits 54mm drillout

> 60mm or 70mm backset options

> Latch guide prongs on levers for simple, fast installation and added strength on the door

> Not for external use (excluding 9101 Entrance Set)

Technical Information

DUMMY SET

Includes single Lever and 1152 Dummy Mount

PASSAGE SET – 60MM BACKSET

Includes Levers and 1357 Tubular Latch - 60mm b/s

PRIVACY SET – INTEGRATED - 60MM BACKSET

Includes Levers and 1358 Integrated Privacy Latch - 60mm b/s

PASSAGE SET – 70MM BACKSET

Includes Levers and 1101 Tubular Latch - 70mm b/s

PRIVACY SET – INTEGRATED - 70MM BACKSET

Includes Levers and 1359 Integrated Privacy Latch - 70mm b/s

ENTRANCE SET

Includes Levers and 60mm–70mm adjustable Entrance Tubular Latch

Lead Times

STOCKED 1–2 DAY DELIVERY LEAD TIME

This lead time applies to standard stocked products. Products with finishes in this category can be returned if they are complete, have not been used and are in original order and condition.

Warranty

At Windsor we stand behind the quality of our products and are pleased to offer a 10 year mechanical warranty on all products in the Halo range.

Warranty on finishes will be at Windsor's discretion.

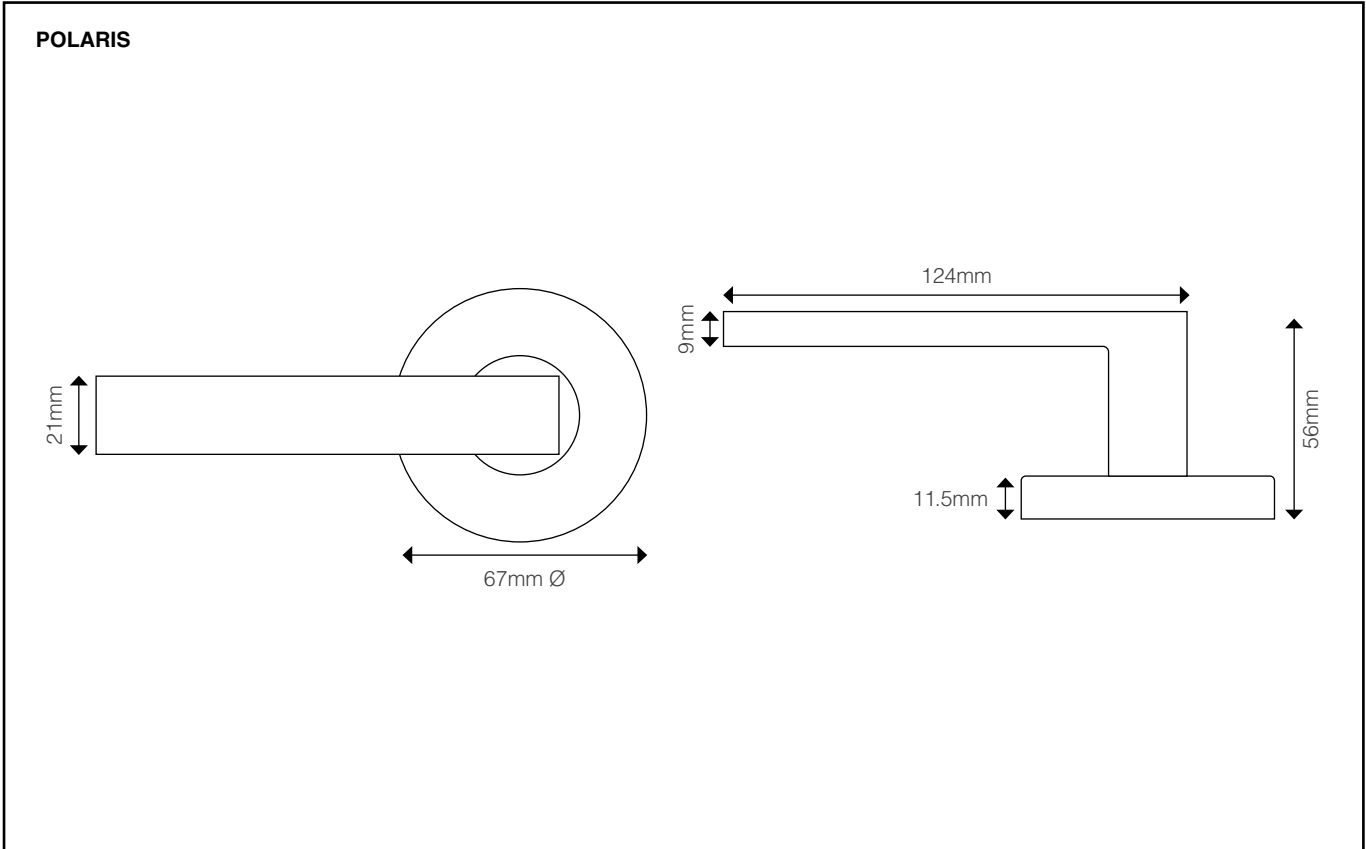
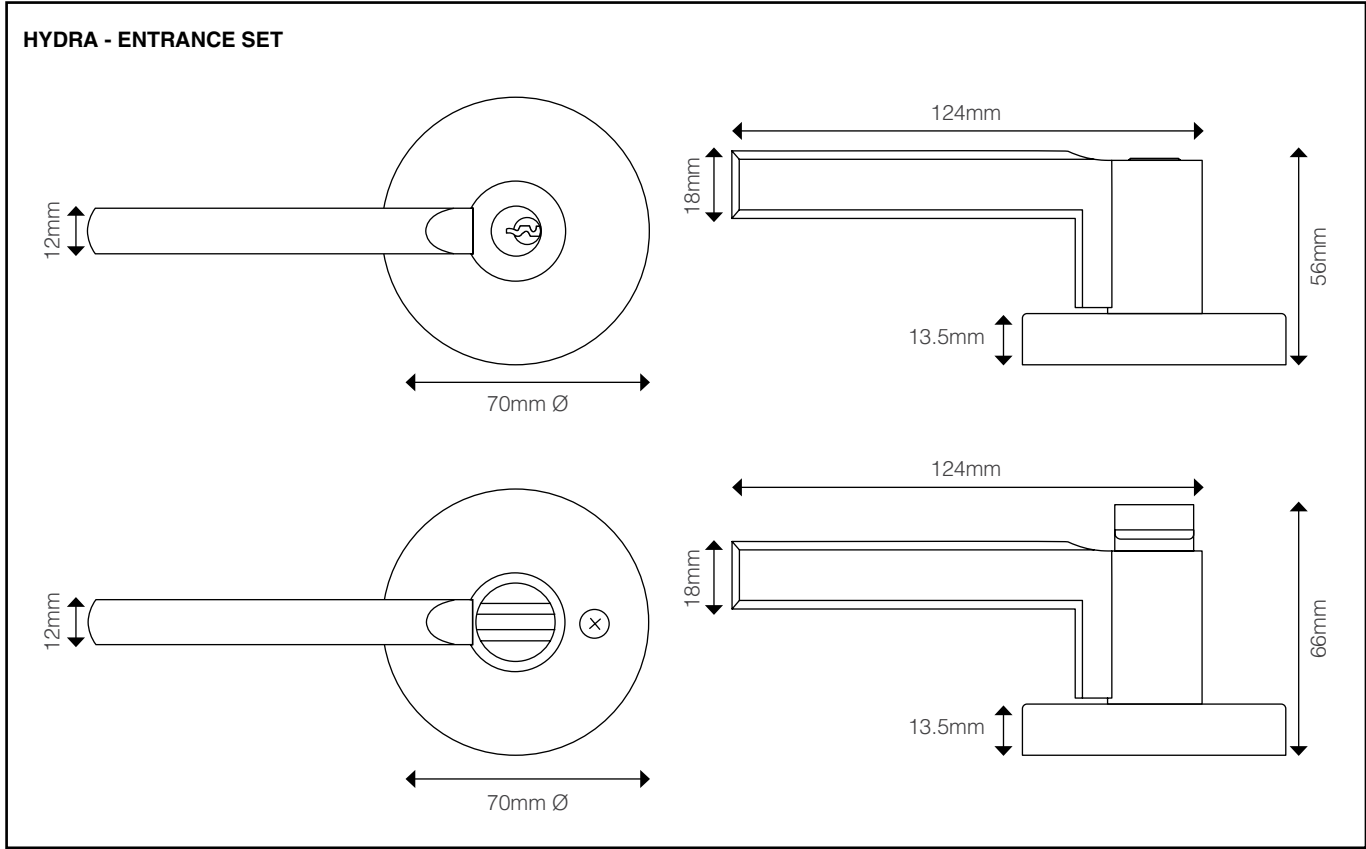
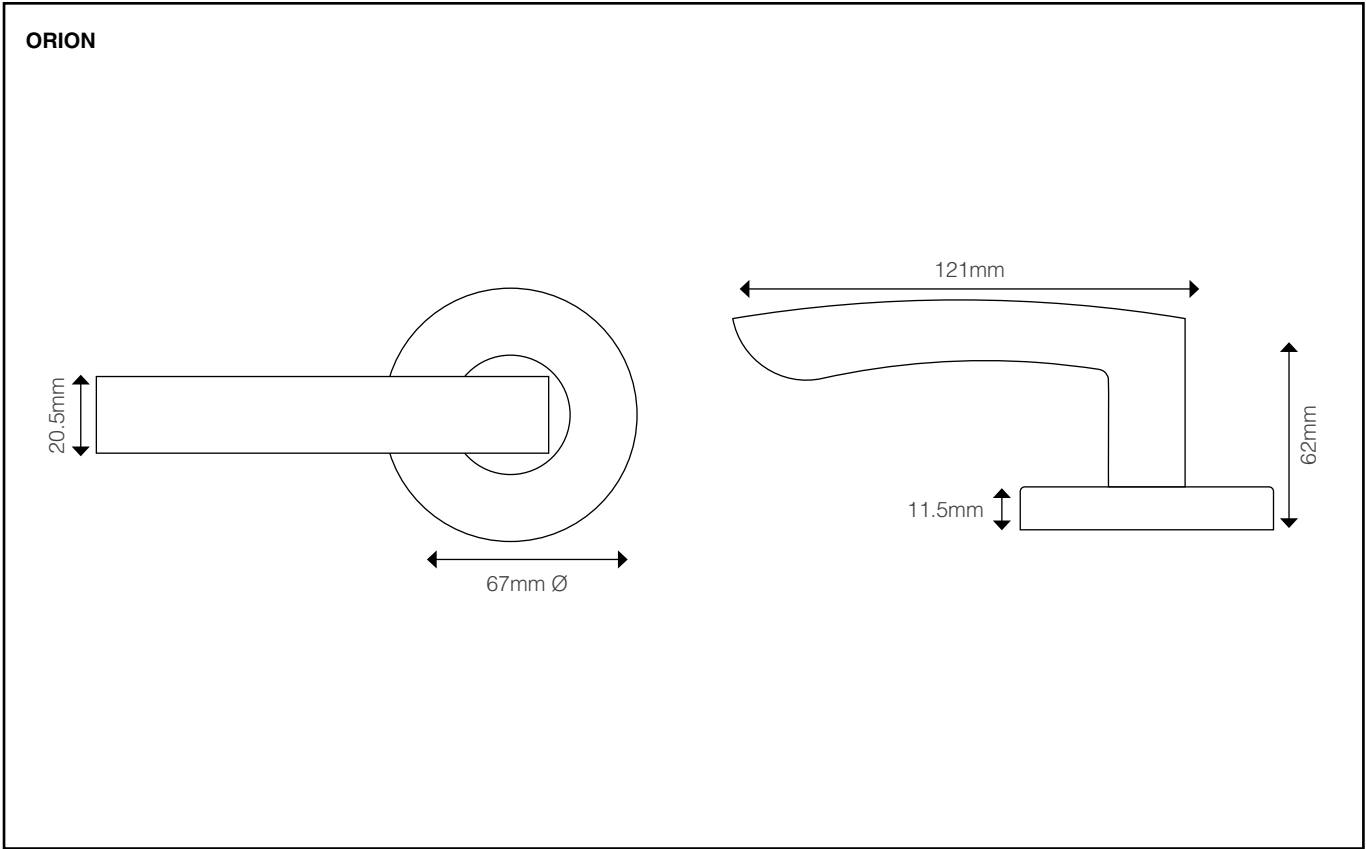
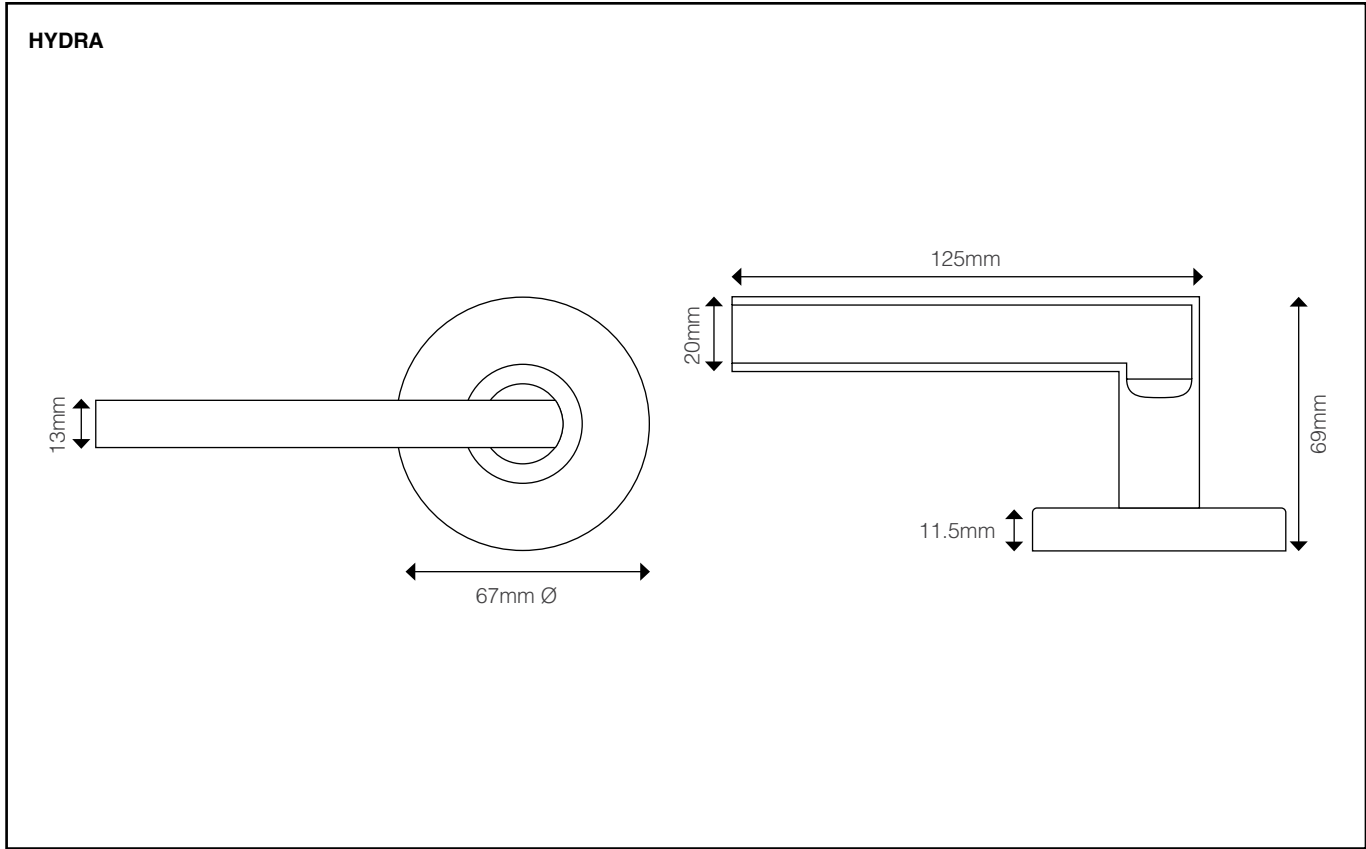


Hydra Passage Set
Matt Black



Hydra Passage Set
Graphite Nickel

Product Dimensions





Contract Longplate Lever Set
Brushed Nickel

Contract



Longplate - BN



Smallplate - BLK

The Contract range offers a fantastic retro-fit option. Unique styling and economy pricing will also appeal to the entry level new house market.

- 155mm x 42mm plate
- 9013 L57 Standard Keyhole Lever Set
 - 9014 Lever Set
 - 9016 Locking Set

Finishes:

BLK BN

- 120mm x 42mm plate
- 9015 Lever Set
 - 9017 Passage Set

Finishes:

BLK BN

Technical Information

- L57 STANDARD KEYHOLE LEVER SET**
Includes L57 Levers only
- LONGPLATE LEVER SET**
Includes Levers only
- LONGPLATE LOCKING SET**
Includes 9013 Levers and 1108 3 Lever Lock - 57mm b/s

- SMALLPLATE LEVER SET**
Includes Levers only
- SMALLPLATE PASSAGE SET**
Includes 9015 Levers and 1100 Tubular Latch - 57mm b/s

> Not suitable for exterior use

Cabinet Handles



Planar Handle

NEW



BLK

NEW



BN

code	knurl	mm crs	mm o/a	Ø bar	mm pj*
6502	plain	130	160	15	41
6503	plain	230	260	15	41
6504	plain	330	360	15	41

*projection will increase to 44mm if the bases are used on the handles.

Finishes:

BLK

BN

GN

MSB

DRB

RB

Vertex Handle

NEW



GN

NEW



RB

code	knurl	mm crs	mm o/a	Ø bar	mm pj*
6508	diamond	130	160	15	41
6509	diamond	230	260	15	41
6510	diamond	330	360	15	41

*projection will increase to 44mm if the bases are used on the handles.

Finishes:

BLK

BN

GN

MSB

DRB

RB

Orizon Handle

NEW



MSB

NEW



DRB

code	knurl	mm crs	mm o/a	Ø bar	mm pj*
6514	linear	130	160	15	41
6515	linear	230	260	15	41
6516	linear	330	360	15	41

*projection will increase to 44mm if the bases are used on the handles.

Finishes:

BLK

BN

GN

MSB

DRB

RB

Planar Knob

NEW



BLK

6523 Plain
38mm Ø
40.5mm pj*

*projection will increase to 43.5mm if the bases are used on the knobs.

Finishes:

BLK

BN

GN


MSB

DRB

RB

Vertex Knob

NEW



GN

6524 Diamond Knurled
38mm Ø
40.5mm pj*

*projection will increase to 43.5mm if the bases are used on the knobs.

Finishes:

BLK

BN

GN


MSB

DRB

RB

Orizon Knob

NEW



RB

6525 Linear Knurled
38mm Ø
40.5mm pj*

*projection will increase to 43.5mm if the bases are used on the knobs.

Finishes:

BLK

BN

GN


MSB

DRB

RB

Planar T-Bar

NEW



DRB

6520 Plain
70mm o/a
41.5mm pj*
15mm Ø bar

*projection will increase to 44.5mm if the bases are used on the t-bar.

Finishes:

BLK

BN

GN


MSB

DRB

RB

Vertex T-Bar

NEW



MSB

6521 Diamond Knurled
70mm o/a
41.5mm pj*
15mm Ø bar

*projection will increase to 44.5mm if the bases are used on the t-bar.

Finishes:

BLK

BN

GN


MSB

DRB

RB

Orizon T-Bar

NEW



BN

6522 Linear Knurled
70mm o/a
41.5mm pj*
15mm Ø bar

*projection will increase to 44.5mm if the bases are used on the t-bar.

Finishes:

BLK

BN

GN

MSB

DRB

RB

Backing Plate



RB

For retro-fitting cabinetry backing plates can be ordered separately.

6526 160mm
6527 260mm
6528 360mm

Finishes:

BLK

BN


GN

MSB

DRB

RB

Mounting Disc



DRB

Optional round mounting discs included with all Brass Cabinet Handles and Knobs.

Minerva



code	mm crs	mm o/a	mm wide	mm pj
6413	96	126	15	34
6314	128	158	15	34
6414	160	190	15	34
6315	192	222	15	34
6316	288	318	15	34
6415	448	478	15	34

Finishes:
BLK BN GN PC

Streamline



code	mm crs	mm o/a	mm wide	mm pj
6484	128	142	19	32
6485	160	174	19	32
6487	256	270	19	32
6489	320	334	19	32
6490	448	462	19	32

Finishes:
BLK BN GN PC

Pakello



code	mm crs	mm o/a	mm wide	mm pj
6434	128	177	10	32
6435	160	209	10	32
6436	192	241	10	32
6437	288	337	10	32

Finishes:
BN PC

Melo



code	mm crs	mm o/a	mm wide	mm pj
6426	128	144	25	32
6427	160	176	25	32
6428	192	208	25	32
6429	288	304	25	32

Finishes:
BN PC

Cup Handle



6729 Concealed fix
80mm x 29mm
27mm pj

Finishes:
AB

Knob



6737
33mm Ø
25mm pj


Finishes:
AB

Solid Brass Knobs




6200
25mm Ø
19mm pj

Finishes:
BN Available in all special finishes refer to page 143




6201
30mm Ø
23mm pj

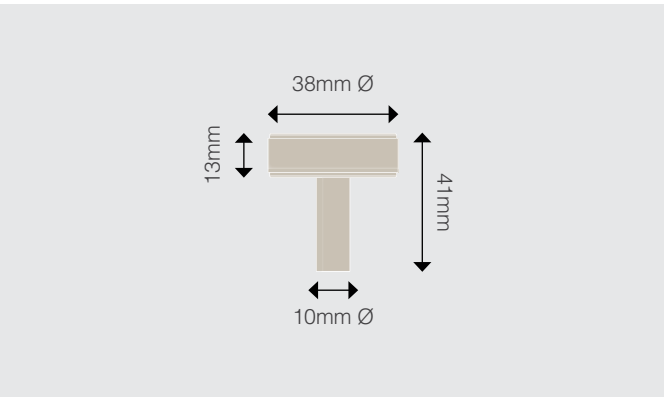


6202
38mm Ø
27mm pj

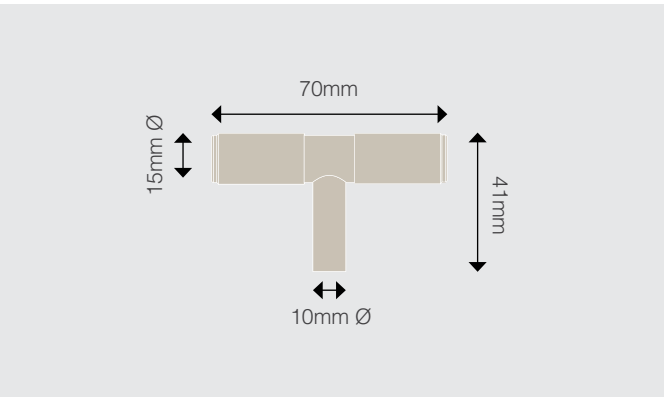
Brass Cabinet Handle



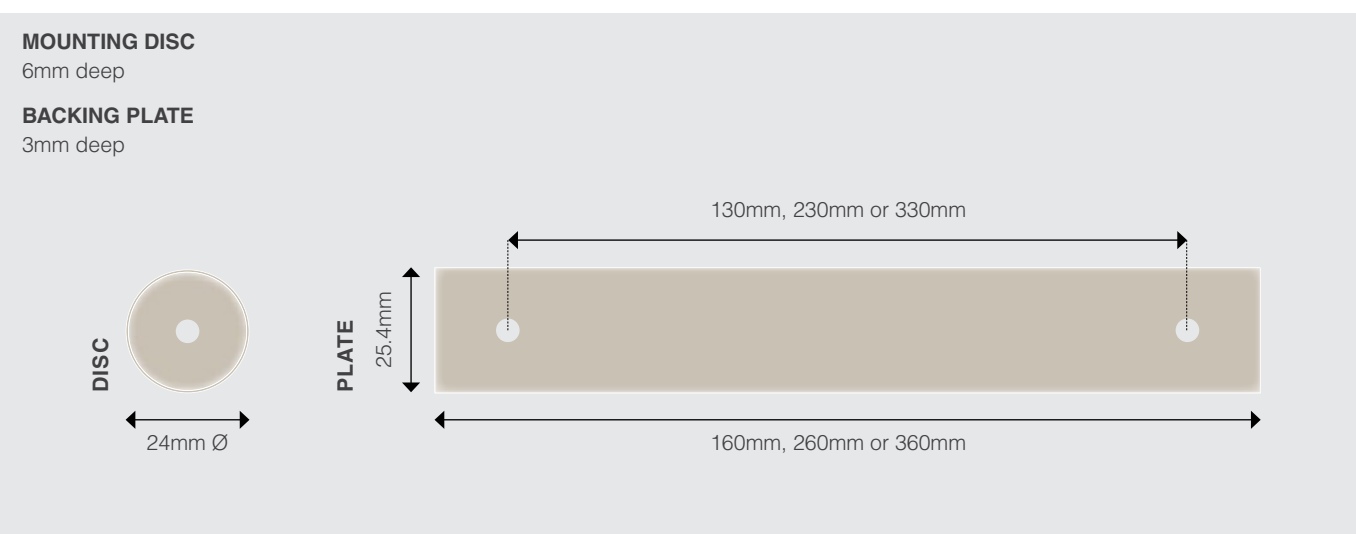
Brass Knob



Brass T-Bar



Backing Options





Floor Mount Doorstop
Dark Roman Brass



Concealed Skirting Fix Doorstop
Matt Satin Brass



Flushbolt
Matt Satin Brass




Reverse Barrel Bolt
Natural Bronze



Flat Tip Hinge
Matt Black

Floor Mount

NEW



BN


5281 Solid Brass – Plain
38mm x 30mm

Finishes:

BLK BN GN MSB

Available in all special finishes refer to page 143

NEW




BN

5293 Solid Brass – Diamond Knurled
38mm x 30mm

Finishes:

BLK BN GN MSB DRB RB

NEW




BLK

5294 Solid Brass – Linear Knurled
38mm x 30mm

Finishes:

BLK BN GN MSB DRB RB

NEW



UB


5282 Solid Brass – Plain
60mm x 30mm

Finishes:

BLK BN GN MSB

Available in all special finishes refer to page 143

Floor Mount




BLK

5256
38mm x 38mm

Finishes:

BLK BN GN MSB SA

Available in all special finishes refer to page 143




GN

5264
60mm x 38mm

Finishes:

BLK BN GN SA PC




BN

5307
90mm x 38mm

Finishes:

BN SA PC



BN


5062
22mm x 30mm

Finishes:

BN GN SC

Available in all special finishes refer to page 143

Floor Mount




SA

5274
38mm x 38mm

Finishes:

BN SA PC




BN

5278
60mm x 38mm

Finishes:

BN SA PC




SA

5249 2-Piece
38mm x 38mm

Finishes:

BN SA

Overhead Doorstop



SS

5263L 157mm x 46mm
5263R 157mm x 46mm

> Use on doors hung as shown


> Screws to door head jamb

> Angle of operation: minimum 70°, maximum 120° This is dependent of position on door jamb

Finishes:

BLK SS PC

Concealed Skirting Fix



GN

5240
5298 3 pack
85mm x 30mm


> 3 packs available only in BLK, BN & SC

Finishes:

BLK BN GN MSB SA SC

Available in all special finishes refer to page 143

NEW



MSB

5280 Solid Brass – Plain
85mm x 25mm


> Slimline base

Finishes:

BLK BN GN MSB SC

Available in all special finishes refer to page 143

NEW



BLK


5291 Solid Brass – Diamond Knurled
85mm x 25mm

> Slimline base

Finishes:

BLK BN GN MSB DRB RB

NEW



BN


5292 Solid Brass – Linear Knurled
85mm x 25mm

> Slimline base

Finishes:

BLK BN GN MSB DRB RB

Concealed Skirting Fix




BN

5341
30mm x 30mm

> Ideal for situations where a door opens flush against a cupboard or unit with minimal room for a stopper

Finishes:

BN GN SA PC




BN

5342
50mm x 30mm

Finishes:

BLK BN GN SA PC




SA

5265
110mm x 30mm

Finishes:

BN SC PC




BLK

5262
80mm x 19mm

Finishes:

BLK BN GN SA PC

Concealed Skirting Fix




RB

5090 Solid Brass
73mm x 40mm

Finishes:

PB

Available in all special finishes refer to page 143



BN


5229
5299 3 pack
75mm x 30mm

> 3 packs available only in BLK, BN & SC

Finishes:

BLK BN GN PB PC AB SC PC

Skirting Fix




NB

5186 Solid Brass
87mm x 40mm

Finishes:

BN GN PB SC

Available in all special finishes refer to page 143



BN

5230
110mm x 38mm

> Ideal in a situation where the door opens against a towel rail

Finishes:

BN PB SC PC

> All Floor Mount Doorstops come with screw and dynabolt fix options and are suitable for wooden and concrete floors.

Door Holders



5133 Engaged length 88mm
> Powdercoat colours stocked: Matt Black
Finishes:
BLK BN SC PB
Available in all special finishes refer to page 143



5258 Engaged length 93mm
43mm Ø base
> For full range of stocked powdercoat colours go to: windsorhardware.co.nz/products/5258
Finishes:
BLK BN SC PC



5357 Magnetic Doorstop
50mm x 75mm
> Wall or floor mount
> Not recommended for outdoor use
Finishes:
BLK BN GN SC PC

Pedestal Post Doorstop Holders



5316 (inc. 5133) - Auto
5382 (post only)
> Great for latching back exterior doors where there is no wall fixing option available on concrete and timber decks and patios
> Standard height 280mm, width 50mm x 50mm
Finishes:
BLK SV PRL PC



5325 (inc. 5258)
> Can be cut down on request
> Base plate size 90mm x 90mm x 5mm with 4x 8mm fixing holes
> Base screws not supplied

Hinges



5906 Loose Pin Flat Tip
5902 Fixed Pin Flat Tip (no PC)
100mm x 75mm
> Solid Brass
Finishes:
BLK BN GN MSB PB
Available in all special finishes refer to page 143



5904 Loose Pin
89mm x 60mm
> Solid Stainless Steel
> 1/4" radius corners
> Comes with 18mm and 25mm screws
Finishes:
BLK GN SS PC

Door Magnets

- > Bumpstop and screws supplied
- > Includes rubber buffers for a soft close
- > Made from N42 grade raw material for superior magnet strength



1464 Cup Magnet
25mm Ø x 7mm



1262
1262-5 5pk
22mm Ø x 8mm



1463
1463-5 5pk
22mm Ø x 8mm double countersunk

Door Magnets

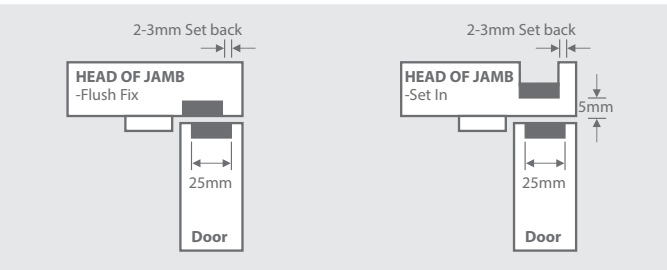


1180
1180-5 5pk
25mm Ø x 7mm



1265
1265-5 5pk
25mm Ø x 10mm

Magnet Installation Diagram



Straight Barrel Bolts



code	mm dimensions	mm throw
5215	35 x 25	15
5207	50 x 25	20
5208	75 x 25	20
5209	100 x 25	20
5224	150 x 31	30 (standard throw)

- > Front keepers included
- > Heavy sprung ball bearings retention
- > One-piece extrusion

Finishes:
BLK BN CP SC Available in all special finishes refer to page 143

Necked Barrel Bolts



code	mm dimensions	mm throw
5211	50 x 25	11
5212	75 x 25	19
5213	100 x 25	19
5214	150 x 31	25

- > Front keepers included
- > Heavy sprung ball bearings retention
- > One-piece extrusion

Finishes:
BLK BN CP SC Available in all special finishes refer to page 143

Reverse Barrel Bolts



- 5225** Straight Throw
150mm x 31mm

 - > 9.6mm pin
 - > 40mm throw
 - > Custom lengths available

Finishes:

Available in all special finishes refer to page 143
- 5226** Straight Throw
100mm x 25mm

 - > 7.6mm pin
 - > 35mm throw

Finishes:

Available in all special finishes refer to page 143
- 5271** Necked Throw – Inward
150mm x 31mm

 - > 25mm throw
 - > 20mm offset

Finishes:

Available in all special finishes refer to page 143
- 5273** Necked Throw – Outward
150mm x 31mm

 - > 25mm throw
 - > 16mm offset

Finishes:

Available in all special finishes refer to page 143

Flush Bolts



- 5308** Straight Throw – Heavy Duty

 - > 150mm x 25mm
 - > 12mm bolt
 - > 18mm throw

Finishes:

Available in all special finishes refer to page 143
- 5028** Straight Throw

 - > 153mm x 20mm
 - > 11mm bolt
 - > 15mm throw

Finishes:

Available in all special finishes refer to page 143

Cabin Hooks




- 5142** 100mm o/a
120mm engaged opening

5143 150mm o/a
120mm engaged opening

Finishes:

Available in all special finishes refer to page 143

Escutcheons



- 8189** Euro Pair
8189O Oval Each
50mm Ø x 8mm

Finishes:

Available in all special finishes refer to page 143
- 8420** NIDO Euro Pair
8420O NIDO Oval Each
56mm Ø x 6mm

Finishes:
- 9035** Euro Round Pair
54mm Ø x 10mm

Finishes:
- 9045** Euro Square Pair
54mm square x 10mm

Finishes:

Retrofit Adaptor Roses



- 9062** Screw-on Passage Roses (Pair)
9075 Press-on Integrated Privacy Adaptor Roses (Pair)
- > 65mm Ø x 10mm adaptor plate
 - > Designed for Galaxy, Astron and Futura round rose only
 - > Use for 54mm hole pattern
- Finishes:

Door Viewer



- 5243** 180° Door Viewer
- > Suits 34mm–52mm doors
- Finishes:

Door Catches



- 1119** Roller Catch
35mm c/s

 - > "T" Striker included
 - > Only strike PC

Finishes:
- 5015** Double Ball Catch, 50mm
5016 Double Ball Catch, 60mm

Finishes:

Available in all special finishes refer to page 143

Spindle



- 1167** Split Spindle
7.6mm x 98mm
- 1171** Split Spindle
7.6mm x 116mm for 52mm+ doors
- > For use with commercial mortice locks

Dummy Fixing Mounts



- 1152** 8mm Spindle
32mm Ø base
- 1137** 7.6mm Spindle
26mm Ø base

Drill Bits



- 1278** 22mm Forstner Drill Bit
1191 25mm Forstner Drill Bit

 - > For use with Windsor magnets
 - > Drills a smooth clean hole
 - > The short narrow point won't protrude into jamb like a standard spade bit
- 1448** 48mm Forstner Milling Bit for rapidFIT

 - > High speed grade
 - > German made

Bannister Brackets & Hooks

Bannister Brackets



- 5140** Flat Mount 60mm
- > Made from solid brass
 - > Strong concealed fixings
 - > Simple lag screw that can be used with narrow gauged timber framing
 - > Quick and easy to install – simply drill a 5mm hole and wind them in
 - > Can be supplied with face fixing option – please enquire

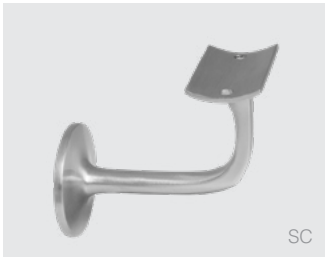
Finishes:
PB SC Available in all special finishes refer to page 143



5153 Flat Mount 75mm



5166 Curved Mount 60mm



5167 Curved Mount 75mm

Bannister Brackets



- 5352** Round
- > Suits 40mm–50mm diameter rail
 - > Easy install with concealed fittings
 - > Flat mount adapter included for both styles (as seen in 5353 pic)
 - > Design complies with standard NZS/AS 1657:1992


Finishes:
BLK BN GN SC PC




5353 Square

Finishes:
BLK BN GN SC PC

Hat, Coat & Robe Hooks




- 5196** Single
- Finishes:
PB SC
- Available in all special finishes refer to page 143




- 5236** Double
- Finishes:
PB SC
- Available in all special finishes refer to page 143


Hat, Coat & Robe Hooks



- 3024**
110mm×31mm
- Finishes:
PB SC
- Available in all special finishes refer to page 143



- 2017**
- Finishes:
BLK



- 5250**
5297 3 pack
- > Aluminium (3 packs only available in BN & SA)
- Finishes:
BN SA PC



Flat Mount Bannister Bracket
Unlacquered Satin Brass

Privacy & Sliding Door



Round Cavity Sliding Kit
Graphite Nickel



Cavity Suite Ultra Privacy Set
Matt Black



Flush Pull
Graphite Nickel




Privacy Set
Dark Roman Brass



Round Flush Pull
Unlacquered Brass


Privacy Sets



8087
57mm b/s bolt
50mm Ø rose
5mm spindle

Finishes:
[BN] [PB] [SC]

Available in all special finishes refer to page 143



9034
60mm b/s bolt
57mm Ø rose
5mm spindle

Finishes:
[BLK] [BN] [GN] [PC]

Available in all special finishes refer to page 143




9044
60mm b/s bolt
57mm square rose
5mm spindle

Finishes:
[BLK] [BN] [GN] [PC]

Available in all special finishes refer to page 143


Privacy Sets



8400 NIDO - Plain
8410 NIDO - Diamond Knurled
8456 NIDO - Linear Knurled **NEW**
57mm b/s bolt
56mm Ø rose
5mm spindle

Finishes:
[BLK] [BN] [GN] [MSB] [DRB] [RB]

Available in all special finishes refer to page 143



7076 Indicator
60mm b/s bolt
52.5mm Ø roses
6mm spindle

Finishes:
[SS] [PC]

Available in all special finishes refer to page 143

Turn & Escape




8055
5mm spindle

To use on Longplate Privacy Set

Finishes:
[AQ] [BLK] [BN] [PB] [SC]

Available in all special finishes refer to page 143

Turn & Escape



8451 NIDO - Plain
8452 NIDO - Diamond Knurled
8457 NIDO - Linear Knurled **NEW**
5mm spindle

To use on Longplate/Privacy Set

Finishes:
[BLK] [BN] [GN] [MSB] [DRB] [RB]

Available in all special finishes refer to page 143

Single Turn with Flat Tail-Bar



8104
50mm Ø rose

Use on commercial locks

Finishes:
[PB]

Available in all special finishes refer to page 143



8453 NIDO - Plain
8454 NIDO - Diamond Knurled
8458 NIDO - Linear Knurled **NEW**
56mm Ø rose

Use on commercial locks

Finishes:
[BLK] [BN] [GN] [MSB] [DRB] [RB]

Available in all special finishes refer to page 143

Turn & Escape on Rose



8408 NIDO - Plain
8409 NIDO - Diamond Knurled
8455 NIDO - Linear Knurled **NEW**
56mm Ø roses
5mm spindle

Bolt not included

Finishes:
[BLK] [BN] [GN] [MSB] [DRB] [RB]

Available in all special finishes refer to page 143



8188
50mm Ø roses
5mm spindle

Bolt not included

Finishes:
[BN] [PB] [SC]

Available in all special finishes refer to page 143

Double Turn Sets



8118
50mm Ø roses
8mm spindle

Finishes:
[BN] [SC]

Available in all special finishes refer to page 143

Double Turn Sets



8460 NIDO - Plain
8461 NIDO - Diamond Knurled
8462 NIDO - Linear Knurled **NEW**
56mm Ø roses
8mm spindle

Finishes:
[BLK] [BN] [GN] [SC] [PC]


Available in all special finishes refer to page 143



9072
54mm Ø roses
8mm spindle

Finishes:
[BLK] [BN] [GN] [SC] [PC]

Available in all special finishes refer to page 143



9073
54mm square roses
8mm spindle

Finishes:
[BLK] [BN] [GN] [SC] [PC]

Available in all special finishes refer to page 143

Mini Lever Sets



9076
54mm Ø roses
8mm spindle

Finishes:
[BLK] [BN] [GN] [SC] [PC]

Available in all special finishes refer to page 143




9077
54mm square roses
8mm spindle

Finishes:
[BLK] [BN] [GN] [SC] [PC]


Available in all special finishes refer to page 143

Cavity Suite Ultra




5401 Passage Set
128mm x 40mm

Finishes:
BLK BN GN MSB



5402 Privacy Set
152mm x 40mm
60mm b/s


Finishes:
BLK BN GN MSB



5403 Locking Set
152mm x 40mm
60mm b/s


Finishes:
BLK BN GN MSB

Round Cavity Sliding Kits



5326 Cavity Sliding Passage Kit
65mm Ø


Finishes:
BLK GN SS PC



5327 Cavity Sliding Privacy Kit
65mm Ø
60mm b/s

> Use on bathroom doors

Finishes:
BLK GN SS PC




5328 Cavity Sliding Double Turn
65mm Ø
60mm b/s

> Use on interconnecting rooms


Finishes:
BLK SS PC

Square Cavity Sliding Kits



5330 Cavity Sliding Passage Kit
65mm square


Finishes:
BLK GN SS PC



5331 Cavity Sliding Privacy Kit
65mm square
60mm b/s

> Use on bathroom doors

Finishes:
BLK GN SS PC




5332 Cavity Sliding Double Turn
65mm square
60mm b/s

> Use on interconnecting rooms

Finishes:
SS PC


Edge Pulls



5329 Cavity Sliding Edge Pull
29mm Ø

> 25mm hole pattern for install

Finishes:
BLK GN SS PC




5333 Cavity Sliding Edge Pull
29mm x 29mm

> 25mm hole pattern for install


Finishes:
BLK GN SS PC

Wardrobe Kits



5339 Round
65mm Ø


Finishes:
SS PC



5340 Square
65mm x 65mm


Finishes:
SS PC

Flush Pull Kits




5260 Oval
120mm x 40mm

Finishes:
SS PC



5261 Square
102mm x 51mm

Finishes:
SS PC



5320 200mm x 37mm
5321 250mm x 37mm
5322 300mm x 37mm

Finishes:
SS PC

Includes:

- > 2x Flush Pulls
- > 100mm x 20mm Edge Pull
- > Minimum door thickness 40mm
- > For Flush Pull cropping dimensions, please refer to: windsorhardware.co.nz/installation

Euro Lock Kits



1188 Oval
120mm x 40mm
55mm b/s

Finishes:
SS PC



1189 Square
102mm x 51mm
55mm b/s

Finishes:
SS PC




1269 200mm x 37mm
1270 250mm x 37mm
1271 250mm x 37mm
55mm b/s

Finishes:
SS PC

Includes:

- > 2x Euro punched Flush Pulls
- > 1179 Sliding Door Lock
- > 1178 38mm Euro Cylinder
- > 100mm x 20mm Edge Pull
- > Minimum door thickness 40mm
- > For Flush Pull cropping dimensions, please refer to: windsorhardware.co.nz/installation


Flush Pulls



BLK BN GN

5317 126mm x 42mm
5318 158mm x 42mm


Finishes:
BLK BN GN SC PC



BN BLK SC

5363 254mm x 42mm
5364 318mm x 42mm

Finishes:
BLK BN SC PC




SS

5304 200mm x 37mm
5305 250mm x 37mm
5306 300mm x 37mm

Finishes:
SS PC


Flush Pulls



SS

5228
120mm x 40mm


Finishes:
SS PC



SS

5241
120mm x 40mm

Finishes:
BLK SS PC




SS

5257
128mm x 83mm

Finishes:
SS PC

Flush Pulls




SS

5242
102mm x 51mm

Finishes:
BLK SS PC

Brass Flush Pulls




NEW

NB

5318 Flush Pull (Single)
158mm x 42mm


Finishes:
Available in all special finishes refer to page 143



DRB

8141 Flush Pull (Single)
120mm x 34mm

Finishes:
BN PB SC
Available in all special finishes refer to page 143




RB

8105 Flush Pull (Single)
55mm Ø x 11mm

Finishes:
BN PB SC
Available in all special finishes refer to page 143


Brass Flush Pull Kits



BN

8107 Round
55mm Ø x 11mm Flush Pull
29mm Ø Edge Pull

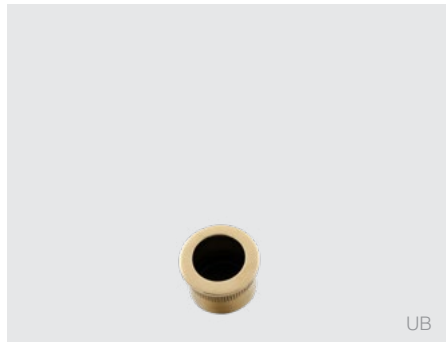
Finishes:
BN PB SC
Available in all special finishes refer to page 143



BN

8079 Oval
120mm x 34mm Flush Pull
29mm Ø Edge Pull

Finishes:
BN PB SC
Available in all special finishes refer to page 143




UB

8088 Round
29mm Ø
> 24mm hole pattern for install

Finishes:
BN PB SC
Available in all special finishes refer to page 143


Edge Pulls



SS

5267 Oval
100mm x 20mm


Finishes:
SS PC



SS

5259 Square
100mm x 20mm

Finishes:
SS GN PC



BN

5309 Square
25mm x 25mm

Finishes:
BLK BN SC PC



Fanlight Stay
Oil Rubbed Bronze


Restrictor Stays



OR

5355 Round
140mm–180mm
> Ideal for use on windows to restrict opening to meet building standard
Finishes:
BN PB SC
Available in all special finishes except Powdercoat refer to page 143

Telescopic Stays



BN

5205 Round
240mm–375mm
Finishes:
BN PB SC
Available in all special finishes except Powdercoat refer to page 143

Casement Stays



PB

RB

5384 300mm
5184 350mm
Finishes:
BN GN PB SC
Available in all special finishes except Powdercoat refer to page 143

Fanlight Stays



SC

NB

5185 250mm
5385 300mm
> Suits windows with and without weather seals
> Heavy duty construction and pivot points
Finishes:
BN GN PB SC
Available in all special finishes except Powdercoat refer to page 143

Quadrant Stay



5086
Finishes:
Available in all special finishes except Powdercoat refer to page 143

Split Rail Fastener




5195L Split Rail Fastener – Left
5195R Split Rail Fastener – Right
> Not suitable where weather seals are used
> Can be mounted on top hung or side hung windows
Finishes:
Available in all special finishes except Powdercoat refer to page 143

Window Fasteners



5343 Qube Window Fastener
31mm overall p/j
> Narrow 31mm overall protrusion enables this fastener to fit behind vertical blinds and wooden louvers (5343)
> Suits timber windows with or without weather seals
> Can be mounted on top hung or side hung windows
Finishes:
Available in all special finishes except Powdercoat refer to page 143




5344 Vulcan Window Fastener
44mm overall p/j

Wedge Fasteners



5386 Traditional Wedge Fastener
> Suits timber windows with or without weather seals
> Can be mounted on top hung or side hung windows
Finishes:
Available in all special finishes except Powdercoat refer to page 143




5323 Wedge Fastener
> Suits timber windows with or without weather seals
> Can be mounted on top hung or side hung windows
Finishes:
Available in all special finishes except Powdercoat refer to page 143

Casement Fasteners



5136 Teardrop
> Not suitable for weather seals
Finishes:
Available in all special finishes except Powdercoat refer to page 143



5187 Square
> Not suitable for weather seals
Finishes:
Available in all special finishes except Powdercoat refer to page 143

Sash Lifts



5026 Hook
50mm x 25mm
30mm p/j
Finishes:
Available in all special finishes refer to page 143



5053 Ring
40mm x 15mm
30mm p/j
Finishes:
Available in all special finishes refer to page 143




5360 Hook
39mm x 12mm
23mm p/j
Finishes:
Available in all special finishes refer to page 143

Fasteners



5025 Sash Fastener
> Narrow 15mm profile keeper
Finishes:
Available in all special finishes except Powdercoat refer to page 143



5060 Spur Fastener
Finishes:
Available in all special finishes except Powdercoat refer to page 143



5269 6mm Packer
For 5060 spur fastener
> To suit hardware being fitted to new timber windows with rubber draught seals
Finishes:
Available in all special finishes except Powdercoat refer to page 143

Pulley



5197
122mm x 25mm
Finishes:
Available in all special finishes except Powdercoat refer to page 143

Pull



5190
100mm o/a, 86 mm crs
Finishes:
Available in all special finishes refer to page 143

Spring Catches



5194 Standard
5361 300mm
5362 450mm
> Includes extended keeper to suit weather seal windows and doors
> Solid brass construction
> Custom lengths available to order - please enquire
Finishes:
Available in all special finishes except Powdercoat refer to page 143



Heavy Duty, Cam Action & Drop Plates

Heavy Duty



- 525-2-0 Screw Arm exc. Cover
 - 525-2-3 Screw Arm inc. Cover
 - 525-3-0 Flat Bar Arm exc. Cover
 - 525-3-3 Flat Bar Arm inc. Cover
 - 525-5-0 Slide Arm exc. Cover
 - 525-5-3 Slide Arm inc. Cover
 - 525-6-0 Hold Open Slide Arm exc. Cover
 - 525-6-3 Hold Open Slide Arm inc. Cover
 - 525-8-0 Hold Open Pull Side Screw Arm exc. Cover
 - 525-8-3 Hold Open Pull Side Screw Arm inc. Cover
 - 525-9-0 Hold Open Push Side Screw Arm exc. Cover
 - 525-9-3 Hold Open Push Side Screw Arm inc. Cover
- > 2-5 strength, adjustable power by spring
> 525-2-2, 525-8-0, 525-9-0, 525-5-0 & 525-6-0 not available in PC

Finishes:



Adjustable Closing Speed

Adjustable Latch Speed

Max Door Weight 110kg

Power Size EN2-5

Adjustable Delayed Action

Opening Angle 180°

Adjustable Back Check

Universal Application

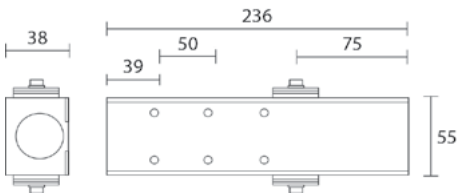
Max Door Width 1250mm

Fire Rated

Cover



Body



Cam Action



- 724-10-0 Slide Arm exc. Cover & Cushion Stop
 - 724-10-5 Slide Arm inc. Cover & Cushion Stop – Shown
 - 724-11-0 Hold Open Slide Arm exc. Cover
 - 724-11-5 Hold Open Slide Arm inc. Cover
- > 2-4 strength, adjustable power by spring
> 724-10-0 & 724-11-0 not available in PC

Finishes:



Adjustable Closing Speed

Adjustable Latch Speed

Max Door Weight 60kg

Max Door Width 950mm

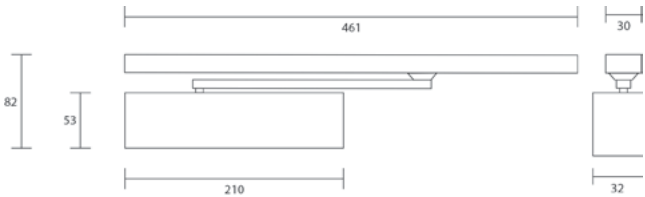
Opening Angle 120°

Power Size EN2-4


Universal Application

Fire Rated

Body



Drop Plate



- 901 80mm x 235mm
- > To suit 525 Closer

Finishes:



Invisible & Pivot Hinges



Invisible NEO




9811 Invisible NEO S-5
Min. Door Thickness 33mm




9812 Invisible NEO M-6
Min. Door Thickness 36mm

Finishes:



Pivotica




9800
Spring Loaded
Fixed Positions: Closed, 45° & 90°
20–45kg door

Finishes:



Pivotica Pro



9801 100 - F90
Hydraulic Spring
Fixed Positions: Closed & 90°
40–100kg door

- > Adjustable bottom plate

Finishes:




9805 150 - F90
Hydraulic Spring
Fixed Positions: Closed & 90°
40–150kg door

Finishes:



Pivotica Pro Built-In Floor Mount



9804
Built-in mounting part only
Up to 100kg door
> Designed for use with Pivotica Pro – 100

Finishes:



Pivotica Pro Cover Plates



9803 Pivotica Pro 100 Cover Plates
9807 Pivotica Pro 150 Cover Plates
> Designed for use with Pivotica Pro

Finishes:



Invisible NEO Technical Information

Weight table					
Hinge type	Invisible NEO S-5		Invisible NEO M-6		
Number of hinges	2	3	2	3	
Max. door weight according to door width	730mm	75kg	95kg	95kg	115kg
	830mm	70kg	90kg	90kg	110kg
	930mm	65kg	85kg	85kg	105kg
	1030mm	60kg	80kg	80kg	100kg
Technical features					
Hinge type	Invisible NEO S-5		Invisible NEO M-6		
Door thickness	min. 33mm		min. 36mm		
Overall depth	26.5mm (frame) / 30mm (door)		30mm (frame) / 32mm (door)		
Dimensions (L x W)	120mm x 25mm		140mm x 28mm		
Height adjustment	-2.5 / +2.5mm		-3.0 / +3.0mm		
Width adjustment	-3.0 / +4.0mm		-3.0 / +4.0mm		

Features & Benefits

- > Universal: for left and right-opening doors
- > 180° opening angle
- > “Easy-hook”: installation and adjustment by one person
- > Open and shutting movement cycle tests (min. 200,000)
- > 3D adjustability (height, width, and depth) without taking the door off
- > Extra simplified height adjustment: no wedge required- saves having to slam the door
- > Standard 25mm crop-out
- > Internal use only
- > Made in Belgium


Pivotica & Pivotica Pro Technical Information

Technical features			
Hinge type	Pivotica	Pivotica Pro 100	Pivotica Pro 150
Material	Aluminium and Stainless Steel		
Door thickness	min. 40mm	min. 40mm	min. 50mm
Door weight	max. 45kg	max. 100kg	max. 150kg
Door width	max. 1500mm	max. 2000mm*	<100kg = 2500mm >100kg = 2000mm
Door height	max. 3000mm	max. 3000mm	max. 3000mm
Depth adjustment	n/a	-3 / +3mm (Adjustable bottom plate)	
Width adjustment	n/a	-3 / +3mm (Adjustable bottom plate)	
Alignment	n/a	-4 / +4° (Adjustable bottom plate)	

* = Central position of the hinge for floor mounted hinge

Features & Benefits

- > Easy installation
- > Opening angle in both directions up to 150°
- > Fixed settings at 90° in both directions
- > Free choice of rotating position (hinge point)
- > Child-friendly (easy to open)
- > Available for floor-to-ceiling-height doors
- > Internal use only
- > Made in Belgium



Locks, Latches & Cylinders



Chalet Rebated Entrance Set
Unlacquered Satin Brass



Lumina Magnetic Passage Set
Dark Roman Brass



Apex Locking Set
Matt Black



Verge Entrance Set
Matt Satin Brass



Lumina Privacy Set - Separate
Dark Roman Brass

Magnetic Latch - Passage



1444 60mm b/s, 83mm c/s, 8mm spindle
1446 70mm b/s, 93mm c/s, 8mm spindle
> Match with 1253/1254 privacy bolt

Finishes:
BLK BN GN MSB

Available in all special finishes refer to page 143

Tubular Latches - Passage



1106 45mm b/s, 65mm c/s, 8mm spindle
1100 57mm b/s, 76mm c/s, 8mm spindle

Finishes:
BLK CP PC AB PVD PC

Available in all special finishes refer to page 143




1131 60mm b/s, 75mm c/s, 8mm spindle
> Plastic recess shield included for tidy installation of strike

Finishes:
BLK PVD SS

Available in all special finishes refer to page 143

Privacy Bolts



1253 60mm b/s, 79mm c/s, 5mm spindle
1254 70mm b/s, 86mm c/s, 5mm spindle
> Match to 1444/1446 Passage Magnetic Latch

Finishes:
BLK GN MSB SS

Available in all special finishes refer to page 143



1120 Tubular
60mm b/s, 78mm c/s, 5mm spindle

Finishes:
BLK BN GN PC

Available in all special finishes refer to page 143



1173 Heavy Duty Tubular
57mm b/s, 80mm c/s, 5mm spindle
> Thru-fix

Finishes:
BLK GN MSB PVD SS

Available in all special finishes refer to page 143

Tubular Latches - Passage



1357 60mm b/s, 87mm c/s, 7.6mm spindle
> Recommended for Galaxy and Futura only

Finishes:
BLK BN GN PC



1101 70mm b/s, 83mm c/s, 8mm spindle

Finishes:
AB BLK GN SS PVD PC

Privacy Mortice



1110 Bathroom Lock/Latch
57mm b/s, 78mm c/s, 5mm spindle

Finishes:
BLK PC AB CP PVD PC


Tubular Latches - Integrated Privacy



1358 60mm b/s, 75mm c/s, 8mm spindle
1359 70mm b/s, 85mm c/s, 8mm spindle
> Recommended for Astron, Galaxy and Futura

Finishes:
BLK BN GN SC PC

Heavy Duty Tubular Latches



1360 60mm b/s, 80mm c/s, 8mm spindle
> Dual springing system for extra soft closing action - saves having to slam the door

Finishes:
BLK SS PC



1213 45mm b/s, 67mm c/s (T-strike)
1172 57mm b/s, 77mm c/s (T-strike)
1192 57mm b/s, 77mm c/s (D-strike)
1242 83mm b/s, 102mm c/s (T-strike)
8mm spindle

> Double sprung, soft close
> 1192 stocked in BLK, GN & SS only

Finishes:
BLK GN MSB PVD SS

Available in all special finishes refer to page 143

Mortice Latch



1112 57mm b/s, 76mm c/s, 8mm spindle

Finishes:
PB SS

Available in all special finishes refer to page 143

Deadbolts



1135 57mm b/s, 78mm c/s
> Use with Euro Profile Cylinder and Escutcheons

Finishes:
SS

Available in all special finishes refer to page 143



9011 Key/Key
9011K Keyed Alike
> Suitable for door thickness 34mm–46mm
> Adjustable bolt for 60mm or 70mm b/s
> C4 key profile, supplied with 3 keys
> Concealed fix to exterior
> 64mm Ø rose

Finishes:
BLK SS PC



9012 Key/Turn
9012K Keyed Alike
> Suitable for door thickness 34mm–46mm
> Adjustable bolt for 60mm or 70mm b/s
> C4 key profile, supplied with 3 keys
> Concealed fix to exterior
> 64mm Ø rose

Finishes:
BLK SS PC

Mini Lever Latch Sets



9095 60mm b/s
57mm Ø roses
8mm spindle

> Heavy duty latch
> Thru-fixing

Finishes:

BLK BN GN SC PC



9096 60mm b/s
57mm square roses
8mm spindle

> Heavy duty latch
> Thru-fixing

Finishes:

BLK BN GN SC PC

Double Turn Latch Sets



8120 45mm b/s
8121 57mm b/s
57mm Ø roses
8mm spindle

Finishes:

BLK BN SC SS PC



8123 45mm b/s
8124 57mm b/s
57mm square roses
8mm spindle

Finishes:

BLK BN SC SS PC

Euro 48 Profile Locks



1114 45mm b/s, 64mm c/s
1115 57mm b/s, 76mm c/s
1169 Lock Kit (Rebated) 1114, 1105 & 1148
1170 Lock Kit, 1115 & 1148

> High security lock
> Easi-T quick reversal system for latch

Finishes:

PVD SS

Available in all special finishes refer to page 143

Euro 85 Profile Locks



1227 35mm b/s, 52mm c/s

> Latch retracts with cylinder

Finishes:

PVD SS PC



1142 45mm b/s, 71mm c/s
1143 60mm b/s, 84mm c/s
1143ST 10mm short throw

> Features two stage bolt throw
> 1142 & 1143 have a 20mm standard throw
> 1142 & 1143ST stocked in SS only

Finishes:

BLK GN SS PC



1402 45mm b/s, 71mm c/s
1403 60mm b/s, 86mm c/s

Finishes:

Available in all special finishes refer to page 143

Three Lever Locks




1107 45mm b/s, 65mm c/s
1108 57mm b/s, 78mm c/s

> Economy with medium security
> 100 key differs
> Includes two keys

Finishes:

PC AB BLK CP PVD PC



1117 Three Lever Key Blank
1117L Three Lever Key Blank 1-50
1117R Three Lever Key Blank 51-99
1117EL Three Lever Key Blank
1117ER Three Lever Key Blank

> Key blanks for added convenience of extra keys
> If key has a stamped "E" use 1117EL and 1117ER

5 Pin Euro Cylinders



Double Cylinder
1121 5 pin, 60mm
(Not available in GN)
1121K Keyed Alike
1147 5 pin, 70mm
1147K Keyed Alike

Finishes:

BLK BN PB SC

Available in all special finishes refer to page 143



Cylinder Turn
1122 5 pin, 60mm
(Not available in GN)
1122K Keyed Alike
1148 5 pin, 70mm
1148K Keyed Alike

Finishes:

BN PB SC

Available in all special finishes refer to page 143



Cylinder Turn
1223 5 pin, 80mm
1223K Keyed Alike

Finishes:

BN PB SC

Available in all special finishes refer to page 143



Cylinder Turn
1225 5 pin, 90mm
1225K Keyed Alike

Finishes:

BN SC

Available in all special finishes refer to page 143

5 Pin Euro Cylinders



Single Cylinder Key
1133 5 pin, 30mm
1133K Keyed Alike

Finishes:

BLK BN SC

Available in all special finishes refer to page 143



Single Cylinder Turn
1134 5 pin, 30mm
1200 5 pin, 35mm

Finishes:

BLK BN SC

Available in all special finishes refer to page 143

3 Pin Euro Cylinder



Double Cylinder
1178 3 pin, 40mm
1178K Keyed Alike

Finishes:

BN PC

6 Pin Euro Cylinder



Cylinder Turn
1247 6 pin, 70mm
1247K Keyed Alike

Finishes:

SC PC

Roller Catch



1195 Heavy Duty Mortice Roller Catch
61mm x 63mm c/s

> Adjustable roller

Finishes:

SS PC

Euro Roller Lock



1140 Heavy Duty
57mm b/s, 76mm c/s

> Adjustable roller

Finishes:

PB SC

Available in all special finishes refer to page 143

Rebate Kits



1102A
To suit: 1131, 1101, 1357, 1358 & 1359
> 47mm length
Finishes:
SC
Available in all special finishes refer to page 143



1105
To suit: 1114 & 1115
Finishes:
SS
Available in all special finishes refer to page 143



1109
To suit: 1107, 1108 & 1110
Finishes:
PC AB CP PC



1146
To suit: 1142, 1143 & 1227
Finishes:
BLK SS PC



1404
To suit: 1402 & 1403
Finishes:
Available in all special finishes refer to page 143

Extended Tongue Rebate Kit



1405 LH or RH (LH pic)
To suit: 1402 & 1403
> Suits doors 45-55mm thick
> Suited for use with double glazed doors, where standard 1404 rebate kit is not wide enough
Finishes:
Available in all special finishes refer to page 143



1277
> Suitable for rebated doors 44mm-56mm in thickness
> Suited for use with double glazed doors, where standard 1105 rebate kit is not wide enough
Finishes:
SS
Available in all special finishes refer to page 143



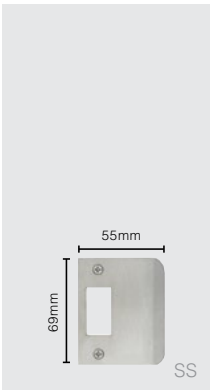
1316 LH or RH (LH pic)
To suit: 1142, 1143 & 1227
> Suits doors 45-55mm thick
> Suited for use with double glazed doors, where standard 1146 rebate kit is not wide enough
Finishes:
SS PC

Strike & Dustbox

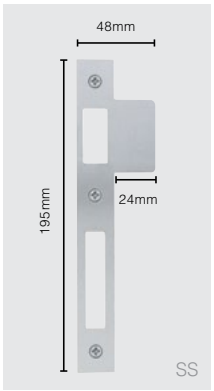


1151 69x45mm
> Striker for 1131, 1101, 1357, 1358, 1359 & 1360
Finishes:
BLK GN SS
Available in all special finishes refer to page 143


Extended Strikes




1301
Maximum measurement stated can be cut to custom length
> 1234 & 1301 available in SS & PC only
> Custom extended strikes that exceed the maximum length are available upon request (see below table)
Finishes:
SS
Available in all special finishes refer to page 143




1234



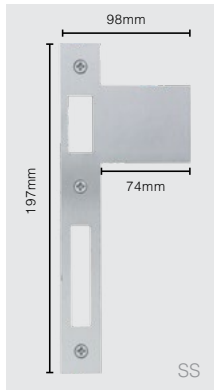
1163



1164



1165


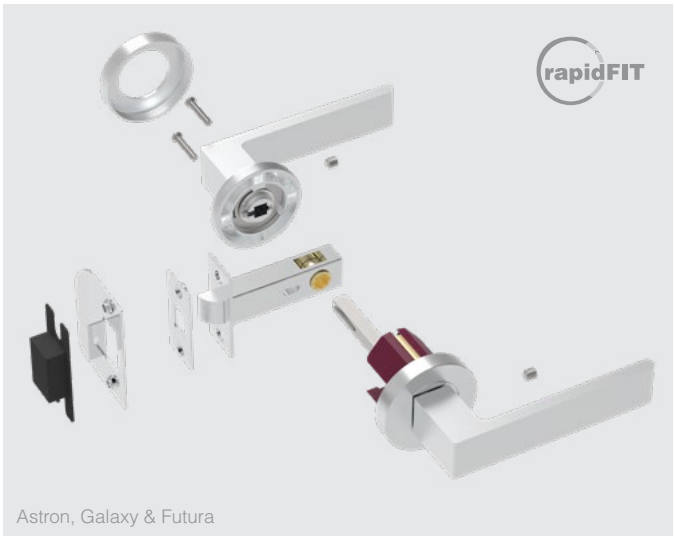



1187 LH (pic) or RH

LOCKS, LATCHES & BOLTS	REBATE KIT	EXTENDED REBATE KIT	EXTENDED STRIKE	MAX LENGTH (MM)
Latches				
1100, 1106	1102A		1163	80mm
			1301	55mm
1101, 1131, 1357, 1358, 1359	1102A		1163	80mm
			1301	55mm
1172, 1213, 1242	1174		1125	55mm
			1126	100mm
1360	1102A		1163	55mm
			1301	100mm
1444, 1446	1443			
Privacy Bolts & Mortice Locks				
1120	1240			
1173, 1243	1174			
1110, 1136	1109		1165	98mm
1203	1240			
1253, 1254	1255			
Mortice Locks - Std Key				
1107, 1108	1109		1165	98mm
Mortice Locks - Euro				
1114, 1115	1105	1277	1164	100mm
1135	1132			
1142, 1143	1146	1316 L/R	1234	45mm
			1187 L/R	98mm
1227	1146	1316 L/R	1234	45mm
			1187 L/R	98mm
1402, 1403	1404	1405 L/R	1187 L/R	98mm
Roller Bolts				
1139, 1140	1144		1162	100mm
1195	1196		1209	97mm
Deadbolts & Other				
1111, 1112	1113		1163	80mm
1390, 1391	1240			
9011, 9012	1240			
9046, 9047	1240 & 1102A			
Kits				
E48 Entrance Kits All Finishes	1105	1277	1164	100mm
E85 Entrance Kits BN, SC, BLK, GN & SS	1146	1316 L/R	1234	45mm
E85 Entrance Kits AB, DRB, MSB, NB, OR ,PB, RB, UB, USB	1404	1405 L/R	1187 L/R	98mm

> Extended Tongue Rebates can be made to order for extra wide jambs and frames

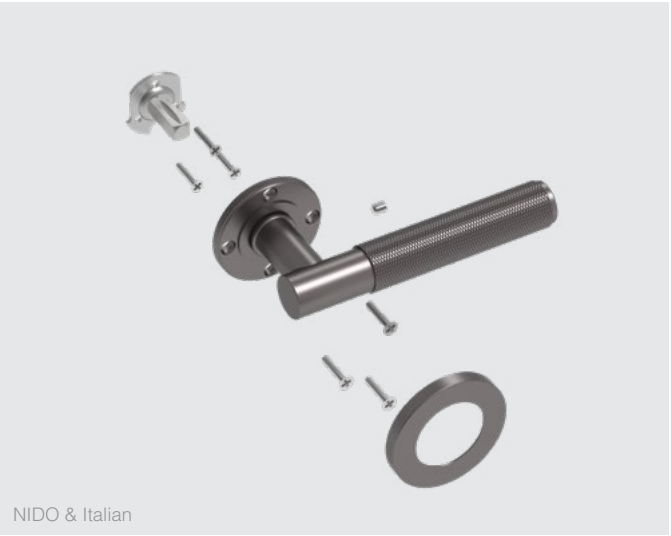
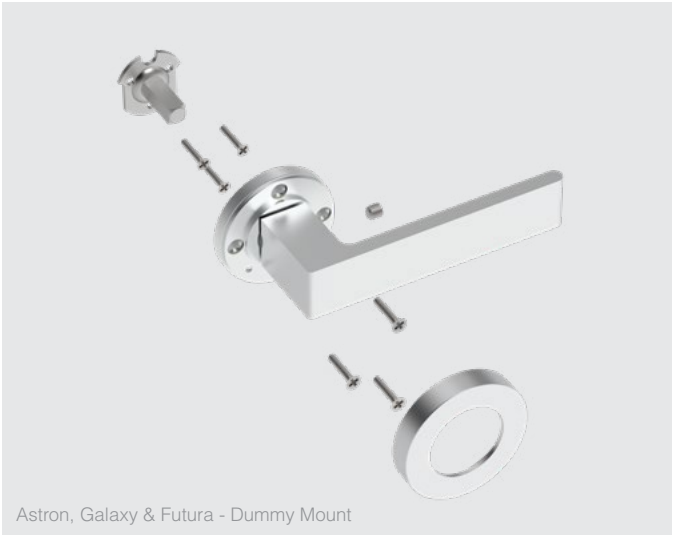
Passage Sets




Separate Privacy Sets



Dummy Levers



Integrated Privacy Sets



Passage Sets



Privacy Sets



Entrance Sets



Glossary

- BACKSET**
Distance from front edge of the door to the centre of the handle spindle hole.
- CYLINDER**
A key barrel that is inserted through a mortice lock to drive the locking function. These can be keyed alike to have the same key throughout the house.
- DESPRUNG**
Refers to a lock body or handle that has had the springing tension reduced or removed.
- DUMMY MOUNT**
Small plate with a fixed spindle mounted to it to be used under a dummy handle to prevent it operating on the door.
- ESCUTCHEONS**
The housing or decorative plates that are mounted to a door around a cylinder or keyhole to cover up holes made in a door.
- GRUBSCREW**
Screw that tightens the handle to the spindle.
- LEVER**
Refers to the handle part that you grip with your hand.
- MORTICE LOCK**
The lock body that is inserted into the door, includes both the locking and latching functions in one.
- REBATE KIT**
A packer and striker system used between double doors at the point where the latch connects.

- ROSE**
Refers to the backplate part the handle mounts to. This encases the springs and point where the screws fix through.
- SEPARATE PRIVACY BOLT**
Refers to the privacy style where there is a separate turn and release set mounted above or below the handles on the door.
- SPINDLE**
The shaft that connects to each other through the door between the handles and drives the latch/lock mechanism.
- STRIKER**
Plate mounted in the door jamb that the door latch closes against.
- THRU-FIXING**
Screw fixing that bolt through the door binding the two handles together.
- TUBULAR LATCH**
Refers to a tubular mechanism that is inserted in the door. This is the part that the handles operate to open and close the door.

HANDING FOR SINGLE/DUMMY HANDLES



Wax Polish



5093 50gms


Blue Magic Stainless Polish




5094 100gms

Abbreviations


- | | | | |
|-----|-----------------|-----|--------------------|
| Ø | Diameter | od | Outside Diameter |
| o/a | Overall Length | b/s | Backset |
| c/s | Case Size | crs | Screw/Bolt Centres |
| id | Inside Diameter | | |
| pic | As Pictured | | |
| pj | Projection | | |

**BRUSHED NICKEL**


Nickel electroplating is made up of several layers of colour then brushed and finished with a gloss clearcoat to protect the finish. Applied to brass, stainless steel, zinc alloy and aluminium dependent on the item.

**PHYSICAL VAPOUR DEPOSITION**


A coating process that creates a smooth and durable surface by depositing vapourised material onto a substrate. It's known for enhancing product performance and longevity.

**CHROME PLATED**


This electroplate finish has a high sheen mirror appearance. Chrome is often used in bathrooms or externally as it is often viewed as more corrosion resistant than others.

**SATIN ANODISED**


A matt silver finish where a plating process that is typically applied to an aluminium material, is immersed in an electrolyte medium and a charge is applied to it so the finish will adhere to the material.

**GRAPHITE NICKEL**


Graphite Nickel resembles tones similar to 'gunmetal' and offers a softer look than black whilst still adding texture and depth to a home.

**SATIN CHROME**


Satin Chrome is derived from a heavy chrome electroplate that is brushed back to achieve a consistent and seamless matt finish.

**MATT BLACK**


Matt Black is a bold finish and resembles a deep midnight tone. The finish is applied with electroplating, with some items powdercoated to achieve matching finishes across the range.

**STAINLESS STEEL**

Stainless Steel is a raw material finish, hard wearing and tends to be more resistant to scratching and marking than other finishes. The Windsor Stainless Steel colour is a consistent brushed look commonly referred to as satin stainless steel.

**MATT SATIN BRASS**

An elegant brushed brass finish that emits a luminous glow through the added matt lacquer.

**POLISHED BRASS**

A timeless classic, this mirror finish coordinates well with many other fixtures in the home and can appear traditional or modern depending on the lever style it is applied to.

To protect your hardware, we suggest cleaning the surface periodically with a warm soapy lightly dampened cloth to remove any build-up of dust and grime that may cause corrosion and affect the integrity of the finish. Then simply dry thoroughly with a clean, soft cloth.

Atmospheric conditions, salt deposits, acids, caustic agents, cement or dust on construction sites all have the potential to cause discolouration to the surface. Minimum of monthly cleaning of door handles is recommended for both finish preservation and general hygiene.

STAINLESS STEEL


If tea staining occurs on your Stainless Steel hardware, you can restore it to its original condition by applying a small amount of Stainless Steel polish onto the cloth and rub the surface along the grain (we recommend Blue Magic Stainless Polish, code 5094). Rub the affected areas until they are clean and the rust is removed, then wipe off the polish with a clean cloth.

Please avoid using a course material to re-brush the finish as this can create inconsistent lines on the product and affect the overall look.


ALL OTHER STOCKED FINISHES

If needed, a high-grade chrome polish may be used according to directions to clean and restore the original shine to the chrome finish (Chrome Plate only).


Please avoid using any metal polishes, abrasive cleaners, scorers or rough cloths that may damage or scratch the hardware and do not spray or immerse the hardware in liquid to clean.

**ANTIQUE BRONZE**


A traditional bronze finish with shades of rich chocolate and protected with a gloss lacquer. Often used in heritage homes as complements natural wooden doors and windows.

**POLISHED BRASS**


A timeless classic, this mirror finish coordinates well with many other fixtures in the home and can appear traditional or modern depending on the lever style it is applied to.

**DARK ROMAN BRASS**


A smoky charcoal finish that after bronzing is rubbed back by hand to achieve lighter caramel edges that radiate through like twilight adding depth to your colour palette.

**ROMAN BRASS**


A medium toned bronze finish that depicts shadows of dusk. It is rubbed back by hand and left to patina naturally over time.

**MATT SATIN BRASS**


An elegant brushed brass finish that emits a soft luminous sheen through the added matt lacquer.

**RUMBLED BRASS**


Our most textured finish, this medium brass tone is favoured for its perfect imperfections.

**NATURAL BRONZE**


Warm autumn hues that bring through texture similar to stone. This unlacquered finish is left to patina naturally over time.

**UNLACQUERED BRASS**


A luxurious golden colour with the same distinctive honey look as Polished Brass but non-lacquered. This is brass in its raw and natural form.

**OIL RUBBED BRONZE**

This finish offers bronze tones varying from a dark truffle through to champagne by hand rubbing the hardware with oil to achieve the natural patina appearance.

**UNLACQUERED SATIN BRASS**

This brushed brass finish is more subtle than its lacquered counterpart and offers a soft lustrous sheen that will age naturally.

**POWDERCOAT**

These products can be powdercoated in any colour from the NZ Powders range.

This range of handles is constructed from superior solid brass. Forged in Italy they arrive here at Windsor in their raw state to be processed and hand-finished by our in-house team of craftspeople. To create the different finishes, we use a variety of metal treatments, then the finish is relieved-back by hand, creating a series of natural patina finishes. Some finishes are left in their natural state to age over time, this is our living finish range, others are coated with a resin lacquer to protect the colour and provide either a high gloss or matt finish, these are our lacquered finishes. It is recommended that all painting or staining of the doors is completed prior to installation of the door handles.

LIVING FINISHES

The living finishes will naturally patina over time with general use. As with all living and aging finishes, it is recommended to clean the surface periodically with a damp soapy cloth to remove any build up of dust and grime that may cause corrosion and affect the integrity of the finish.

Unlacquered Brass can be further protected by using the Windsor wax polish occasionally, rubbing this lightly over the surface will provide a layer of protection for extended finish longevity.

Oil Rubbed Bronze, Roman Brass and Dark Roman Brass can be preserved by gently applying a thin oil layer to the surface from time to time. Wipe a thin layer of olive oil (or similar) over the handle then with a clean cloth wipe again to remove any excess on the surface.

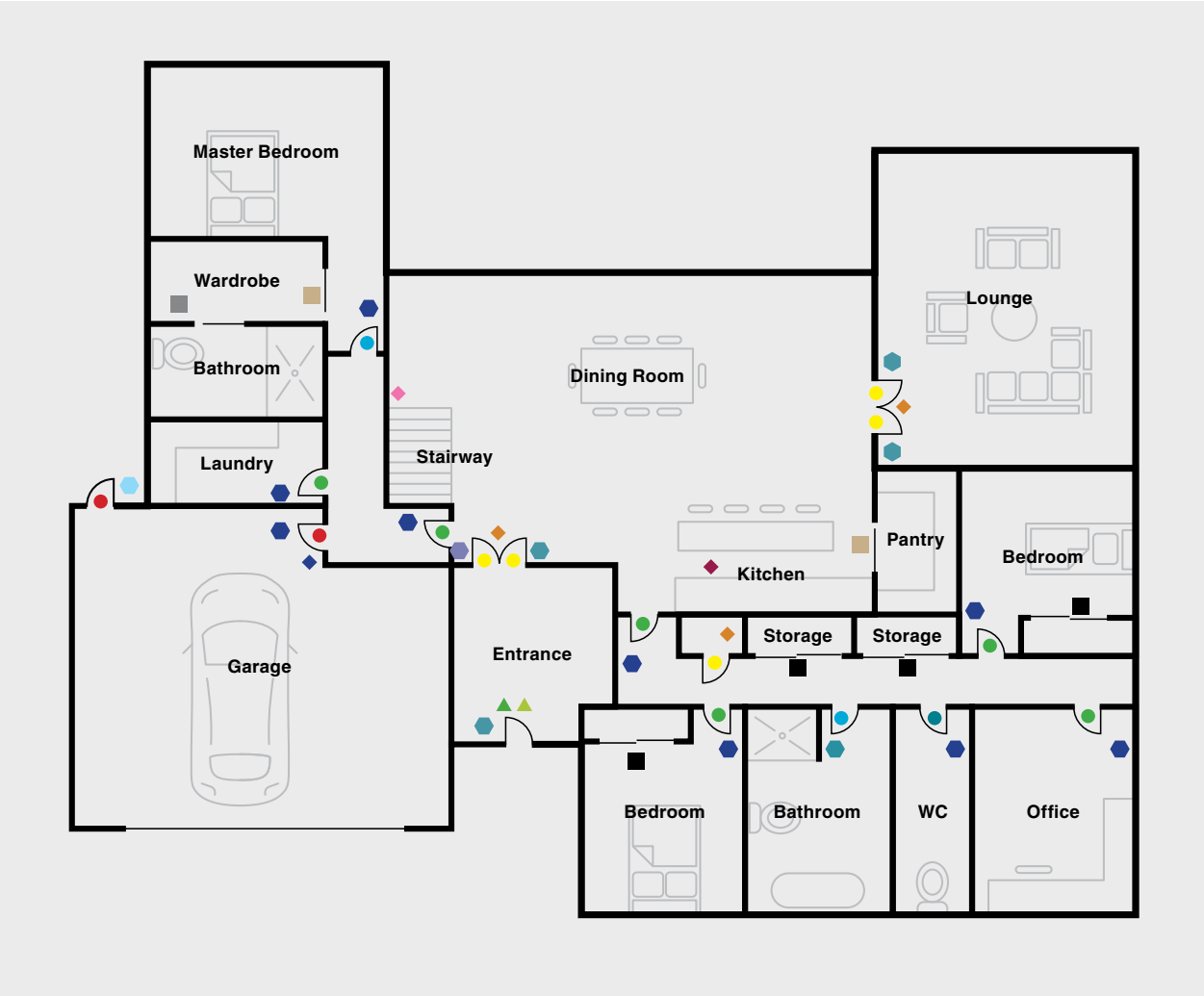
LACQUERED FINISHES

The finishes with a lacquer are recommended to be kept free of dust and grime to prevent any chance of these particles affecting the integrity of the lacquer and potentially causing breakdown or discolouration. We suggest these are wiped and cleaned periodically using a mild window cleaner and damp cloth.

Gloss lacquered finishes may get some light surface scratches appearing with normal wear and tear, for this we recommend using the Windsor wax polish occasionally, rubbing this lightly over the affected area to provide a layer of protection for extended finish longevity.

We do not recommend lacquered finishes to be used externally as if badly scratched or damaged tarnishing can occur.

Typical Hardware Applications



Entrance

- ▲ Double Turn Entrance Set
- ▲ Pull Handles

Doorstops

- Skirting Mount Doorstop
- Floor Mount Doorstop
- Overhead Doorstop
- Pedestal Post

Door Furniture

- Passage Set
- Entrance/Locking Set
- Privacy Set
- Dummy Handles
- Integrated Privacy

Sliding Door Hardware

- Cavity Suite - Passage
- Cavity Suite - Privacy
- Flush Pulls

Accessories

- ◆ Door Closer
- ◆ Cabinet Handles
- ◆ Magnets
- ◆ Stair Rail Brackets

Product Code Index

Code	Page	Code	Page	Code	Page	Code	Page	Code	Page	Code	Page	Code	Page	Code	Page	Code	Page
525	125	1444	132	5261	117	6516	98	7428	65	8298	25	9017	95	5073L	52	9036D	80
724	125	1446	132	5262	105	6520	99	7430	65	8299	25	9018	80	5179-E48	52	9040D	80
901	125	1448	109	5264	104	6521	99	7431	65	8300	25	9019	80	5179L	52	9058D	81
1100	132	1463	107	5265	105	6522	99	7432	65	8331	6	9020	80	5195L	122	9201D	88
1101	132	1464	107	5267	119	6523	99	7433	65	8332	6	9021	80	5195R	122	9211D	88
1105	136	1550	16	5269	123	6524	99	7434	65	8336	6	9022	80	5263L	104	9221D	89
1106	132	1551	16	5271	108	6525	99	7435	65	8337	6	9023	80	5263R	104		
1107	134	1552	16	5273	108	6526	99	7436	65	8341	6	9024	80	7015LD	64		
1108	134	2017	110	5274	104	6527	99	7437	65	8342	6	9025	80	7015RD	64		
1109	136	3002	53	5278	104	6528	99	7438	65	8353	10	9030	81	7019LD	64		
1110	133	3004	53	5280	105	6729	100	8055	114	8354	10	9031	81	7019RD	64		
1112	132	3006	54	5281	104	6737	100	8079	119	8355	10	9032	81	7058D	64		
1114	134	3008	54	5282	104	7015	64	8087	114	8356	10	9033	81	7106D	64		
1115	134	3009	54	5291	105	7019	64	8088	119	8357	10	9034	114	7201D	72		
1117	134	3010	53	5292	105	7025	12	8104	114	8358	10	9035	109	7211D	72		
1119	109	3011	53	5293	104	7026	12	8105	119	8359	10	9036	80	7221D	73		
1120	133	3013	53	5294	104	7027	13	8107	119	8360	10	9037	80	7231D	73		
1121	135	3014	53	5297	110	7028	13	8118	115	8361	10	9038	80	7420D	65		
1122	135	3015	53	5298	105	7033	64	8120	134	8400	114	9039	80	7420-E85	65		
1131	132	3017	53	5299	105	7034	64	8121	134	8401	41	9040	80	7421D	65		
1133	135	3018	53	5304	118	7036	64	8123	134	8402	41	9041	80	7430D	65		
1134	135	3019	53	5305	118	7037	64	8124	134	8403	41	9042	80	7430-E85	65		
1135	133	3021	54	5307	104	7054	12	8141	119	8404	41	9043	80	7431D	65		
1137	109	3024	110	5308	108	7055	12	8167	28	8405	41	9044	114	8167LD	28		
1138	17	3035	54	5309	119	7058	64	8168	28	8406	41	9045	109	8167RD	28		
1140	135	3035	54	5316	106	7059	64	8169	28	8407	41	9046	15	8168-E48	28		
1142	134	3037	54	5317	118	7060	64	8188	115	8408	115	9047	15	8168-E85	28		
1143	134	3039	54	5318	118	7062	55	8189	109	8409	115	9051	80	8168LD	28		
1146	136	3040	54	5318	119	7064	13	8190	8	8410	114	9052	80	8168RD	28		
1147	135	3041	54	5320	117	7065	13	8191	8	8411	41	9054	81	8169-E48	28		
1148	135	5015	109	5321	117	7076	114	8192	8	8412	41	9055	80	8169-E85	28		
1151	136	5016	109	5322	117	7080	64	8193	8	8413	41	9056	80	8169LD	28		
1152	109	5025	123	5323	122	7081	64	8194	28	8414	41	9057	81	8169RD	28		
1163	137	5026	123	5325	106	7085	64	8196	28	8415	41	9058	81	8189O	109		
1164	137	5028	108	5326	116	7092	12	8201	24	8416	41	9059	81	8194-E48	28		
1165	137	5043	116	5327	116	7093	12	8202	24	8417	41	9060	81	8194-E85	28		
1167	109	5053	123	5328	116	7094	12	8205	24	8418	41	9061	81	8194LD	28		
1169	134	5060	123	5329	117	7095	12	8206	24	8420	109	9062	109	8194RD	28		
1170	134	5062	104	5330	116	7096	12	8207	24	8421	39	9072	115	8201D	24		
1171	109	5071	52	5331	116	7097	12	8208	24	8422	39	9073	115	8205-E48	24		
1172	132	5072	52	5332	116	7098	12	8209	24	8423	39	9075	109	8205-E85	24		
1173	133	5073	52	5333	117	7099	12	8211	25	8424	39	9076	115	8205LD	24		
1178	135	5074	52	5339	117	7100	12	8212	25	8425	39	9077	115	8205RD	24		
1180	107	5075	52	5340	117	7101	12	8215	25	8426	39	9095	134	8211D	25		
1182	16	5076	52	5341	105	7102	12	8216	25	8427	39	9096	134	8215-E48	25		
1183	16	5086	122	5342	105	7104	14	8217	25	8428	39	9101	88	8215-E85	25		
1184	16	5090	105	5343	122	7106	64	8218	25	8431	39	9202	88	8215LD	25		
1187	137	5127	52	5344	122	7107	64	8219	25	8432	39	9205	88	8215RD	25		
1188	117	5128	52	5352	110	7108	64	8221	26	8433	39	9207	88	8221D	26		
1189	117	5129	52	5353	110	7110	64	8222	26	8434	39	9208	88	8225-E48	26		
1191	109	5133	106	5355	121	7124	13	8225	26	8435	39	9212	88	8225-E85	26		
1192	132	5136	122	5357	106	7128	14	8226	26	8436	39	9215	88	8225LD	26		
1195	135	5138	55	5360	123	7129	14	8227	26	8437	39	9217	88	8225RD	26		
1200	135	5139	55	5361	123	7130	14	8228	26	8438	39	9218	88	8231D	27		
1213	132	5140	110	5362	123	7131	14	8229	26	8441	42	9222	89	8233-E48	27		
1221	12	5142	108	5363	118	7142	13	8231	27	8442	42	9225	89	8233-E85	27		
1223	135	5143	108	5364	118	7143	13	8232	27	8443	42	9227	89	8233LD	27		
1225	135	5153	110	5382	106	7144	13	8233	27	8444	42	9228	89	8233RD	27		
1227	134	5166	110	5384	121	7145	13	8234	27	8445	42	9800	128	8234-E48	27		
1231	12	5167	110	5385	121	7146	13	8236	27	8446	42	9801	128	8234-E85	27		
1232	12	5179	52	5386	122	7147	13	8237	27	8447	42	9803	128	8234LD	27		
1234	137	5184	121	5401	116	7164	13	8238	27	8448	42	9804	128	8234RD	27		
1238	14	5185	121	5402	116	7165	15	8239	27	8450	41	9805	128	8401D	41		
1242	132	5186	105	5902	106	7166	15	8240	28	8451	114	9807	128	8403-E85	41		
1247	135	5187	122	5904	106	7191	64	8241	28	8452	114	9811	128	8403LD	41		
1248	17	5190	123	5906	106	7192	64	8242	28	8453	114	9812	128	8403RD	41		
1249	17	5194	123	6200	100	7195	64	8243	28	8454	114	1102A	136	8411D	41		
1253	133	5196	110	6201	100	7196	64	8244	28	8455	114	1117EL	134	8413-E85	41		
1254	133	5197	123	6202	100	7201	72	8245	28	8455	115	1117ER	134	8413LD	41		
1262	107	5205	121	6314	100	7202	72	8246	28	8457	114	1117L	134	8413RD	41		
1265	107	5207	107	6315	100	7203	72	8247	28	8458	114	1117R	134	8420O	109		
1269	117	5208	107	6316	100	7204	72	8248	28	8460	115	1121K	135	8421D	39		
1270	117	5209	107	6413	100	7205	72	8249	28	8461	115	1122K	135	8423-E85	39		
1271	117	5211	1072														

Windsor

ARCHITECTURAL **HARDWARE**



Windsor Architectural Hardware Ltd
PO Box 1595, 42-48 Arena Avenue
Invercargill, 9840
New Zealand

T 0800 607 028
E sales@windsorhardware.co.nz
W windsorhardware.co.nz



Products and specifications are subject to change without notice.